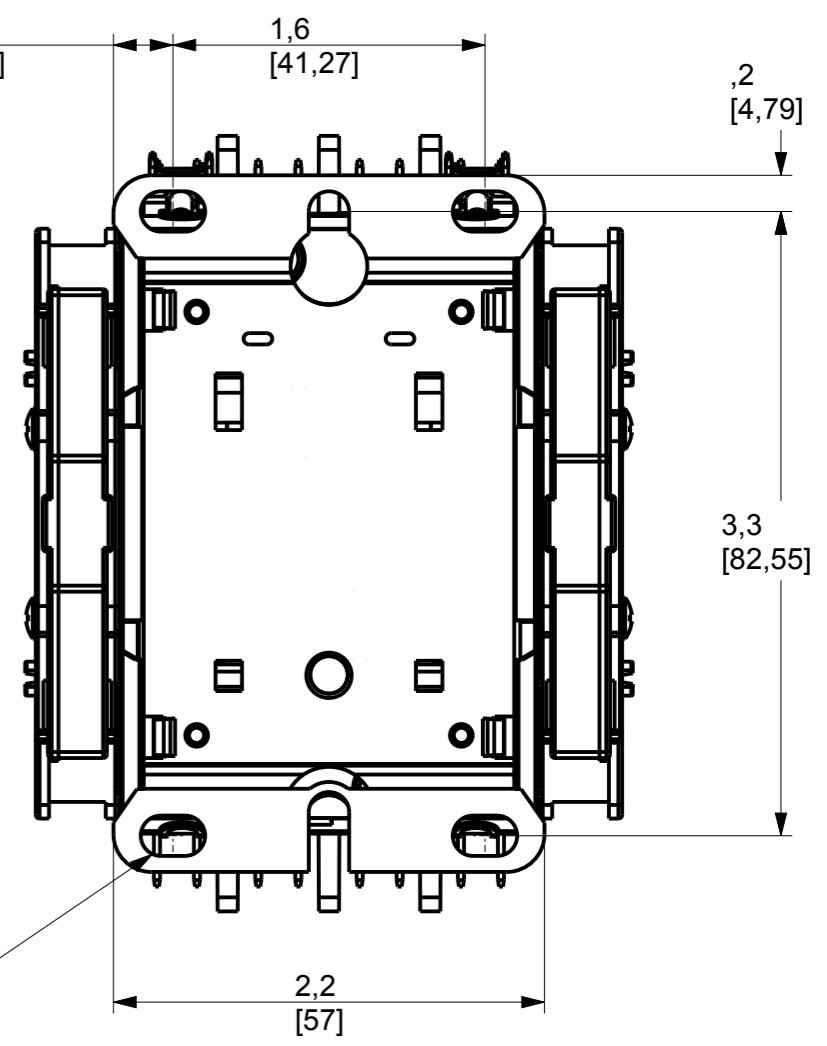
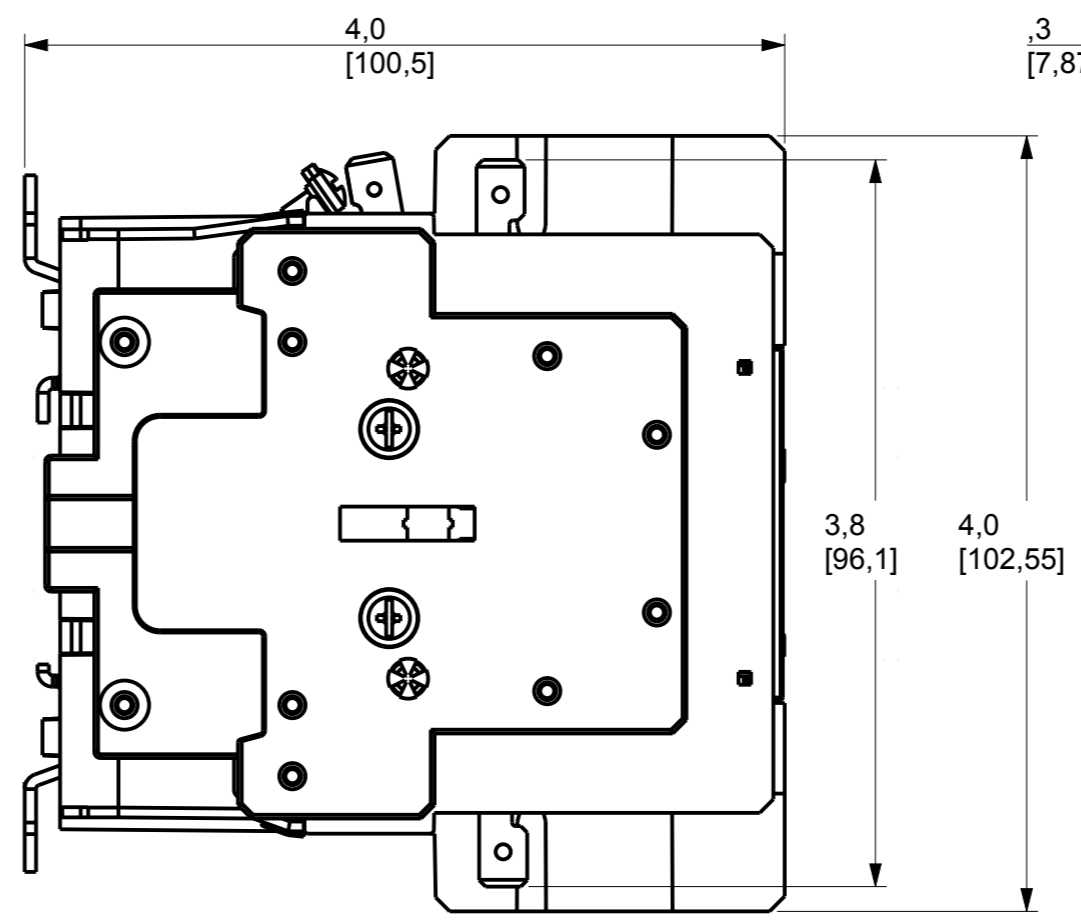
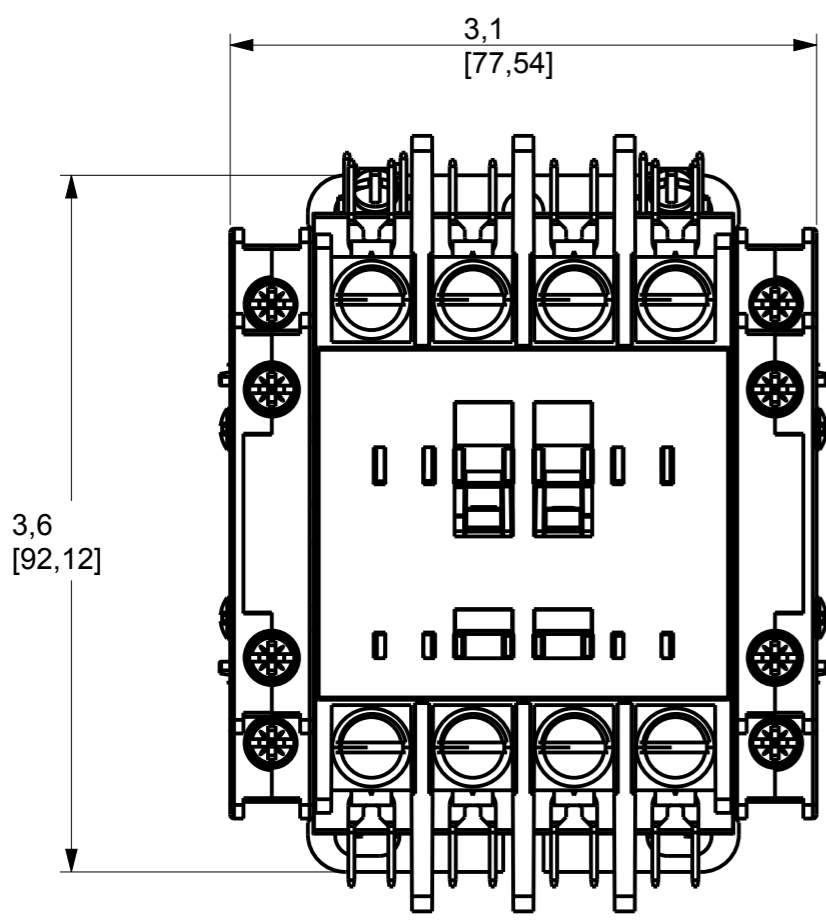


GEPIC INTRALINK DATABASE INFO - FOR INTERNAL USE ONLY			
DRAWING FILE NAME:	OBJECT RELATED INFORMATION	REVISION	VERSION
TERES_45010108XX_00_00		1	1
OBJECT FILE NAME:	STATUS:	COM:	
TERES_45010108XX_00_00		1	
Create			



MOUNTING HOLES FOR #10 SCREWS (6 PLACES)

DUAL DIMENSIONS INCHES/MILLIMETERS

GE PROPRIETARY AND CONFIDENTIAL INFORMATION: This document is the property of General Electric Company. It is to be used only for the purposes intended herein and shall be returned to GE upon its request. This document may be subject to certain restrictions under U.S. export control laws and regulations.

REVISION	DESCRIPTION	DATE	NAME	CHECKED	APPROVED	ECN NO
01	First Issue	22-Apr-15	S.Rivadeneira	-	-	-

REMARK	DESCRIPTION
-	-

PRODUCT		MATERIAL		POST TREATMENT	
ID	ID 6/8 DIG	DESCRIPTION	REM ID	DESCRIPTION	REM
-	-	-	-	-	-

UNLESS OTHERWISE SPECIFIED					CTQ	PROJECTION	ASSEMBLY:
TOL DIMENSIONS	TOL ANGLE	FILLET & TOL	DRAFT ANGLE	OTHERS	0	ASSEMBLY:	assembly_no
ISO2768m	ISO2768c	-	-	-	Scale 1:1	SUPERSEDES:	-
					UNIT: mm	SUPERSEDED BY:	-



TITLE: DP25/30/40 4Poles 600V Aux. Outline  
 LOCAL FAM: CR-553A  
 DP25/30/40 4Poles 600V Aux. Outline

TERES_45010108XX_00_00			
CAD FILE	SIZE	PAGE	OF
DRAW NO	A3	1	1
450B10108GXX			

Article or Material Must Conform to REACH Procedure SI900000 Sec.14  
 Article or Material Must Conform to ROHS Procedure SI900000 Sec.13  
 Part Must Conform to SI900000 Sec.4 Toxicity Procedure