



Transformer

Catalog Number TYPE QL

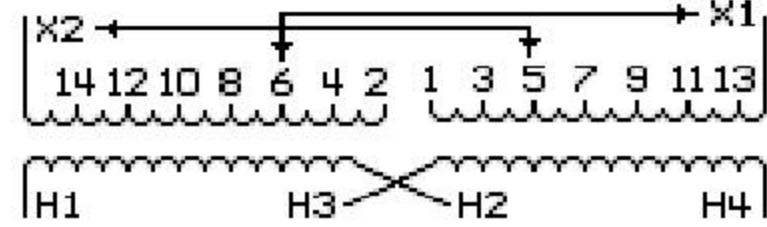
9T23B2611

25.0 KVA 60 HZ 1 PH 6 % IMP

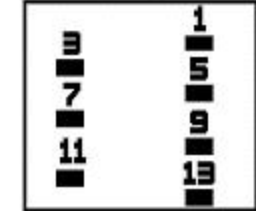
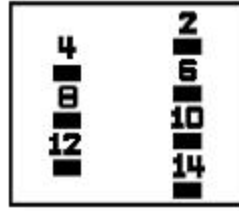
40 C AMB. 150 C RISE 220 C SYSTEM IS-19C

PRIMARY LINES ON X1-X2	
VOLTS	CONNECT
188	14-X1,13-X2
193	12-X1,11-X2
199	10-X1,9-X2
204	8-X1,7-X2
208	6-X1,5-X2
214	4-X1,3-X2
219	2-X1,1-X2

SECONDARY LINES ON H1-H4	
VOLTS	CONNECT
120	H1-H3,H2-H4
240	H2-H3



COIL TAP ARRANGEMENT



LISTED 769G

ENCLOSURE TYPE 2 (IP30). RAINPROOF TYPE 3R ENCLOSURE (IP32) WHEN PROVIDED SHIELD 9T18Y4317G05

Outline: 303B904AAP071

INSPECTION &
FINAL TEST
N731&

BEFORE HANDLING, INSTALLING AND OPERATING, SEE INSTRUCTION 475A667AAP001
ALUMINUM CONDUCTOR PRIMARY: 10 KV BIL SECONDARY: 10 KV BIL

IN ACCORDANCE WITH NEC SECTION 450-9, ALLOW AT LEAST SIX INCHES
CLEARANCE FOR VENTILATION. CHECK ADDITIONAL NEC AND LOCAL CODES.

080107

NET WGT
185 LB

Assembled in Mexico 940



1M0000000



2M0000000



2M0000000