



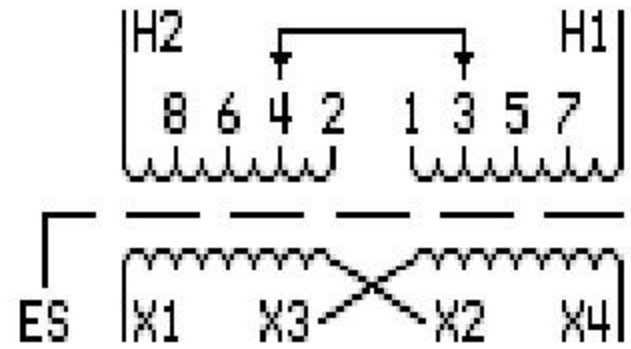
# Transformer

Catalog Number TYPE QL

## 9T23B2672G03

37.5 KVA 60 HZ 1 PH 5.7 % IMP

40 C AMB. 150 C RISE 220 C SYSTEM IS-19C

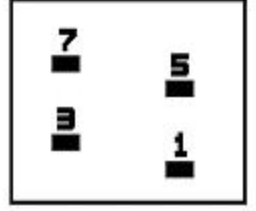
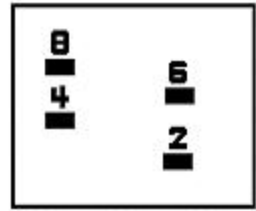


ELECTROSTATIC GROUND SHIELD IN EACH PHASE

PRIMARY LINES ON H1-H2			
VOLTS	CONNECT	VOLTS	CONNECT
215	8-H1, 7-H2	430	8-7
227	6-H1, 5-H2	442	7-6
240	4-H1, 3-H2	454	6-5
253	2-H1, 1-H2	467	5-4
		480	4-3
		493	3-2

SECONDARY LINES ON X1-X4	
VOLTS	CONNECT
120	X1-X3, X2-X4
240	X2-X3

### COIL TAP ARRANGEMENT



LISTED 769G

ENCLOSURE TYPE 2 (IP30). RAINPROOF TYPE 3R ENCLOSURE (IP32) WHEN PROVIDED SHIELD 9T18Y4317G06

Outline: 303B904AAP072

INSPECTION & FINAL TEST N731&

BEFORE HANDLING, INSTALLING AND OPERATING, SEE INSTRUCTION 475A667AAP001  
ALUMINUM CONDUCTOR PRIMARY: 10 KV BIL SECONDARY: 10 KV BIL

IN ACCORDANCE WITH NEC SECTION 450-9, ALLOW AT LEAST SIX INCHES CLEARANCE FOR VENTILATION. CHECK ADDITIONAL NEC AND LOCAL CODES.

080107

NET WGT 270 LB

952

