



GE
Critical Power

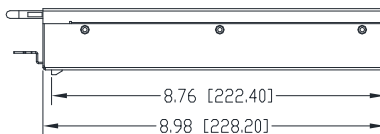
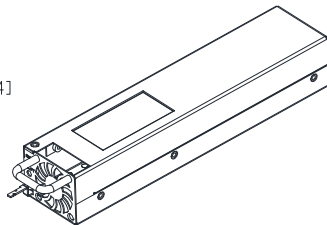
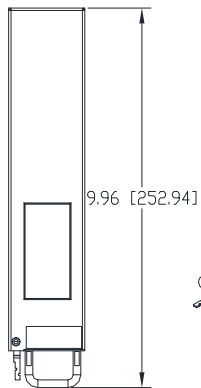
EP0300AC48TEZ

300W Output at 48-58Vdc

Product Description

The rectifier EP0300AC48TE is a compact, single phase, hot-pluggable, fan-cooled rectifier and battery charger for stand-alone use or for working in parallel as part of a DC power system equipped with advanced digital controller. The constant output power (300W i.e. 5.5A at 54V) characteristic supplies the specified power over the full output voltage range (48 to 58Vdc).

There is a digital communication (RS-485 bus) between rectifier and controller which allows flexible system design.



Key Features

Efficient rectifier

>90%

Rugged rectifier

Exclusively designed to take care of wide line fluctuations and harsh conditions

- Can withstand up to 300Vac (Line-Neutral) without any damage
- Can work up to +75°C

Optimum power performance

Constant power between 90V ... 290V ac

Compact and light

3 rectifiers can be accommodated in one row (19" shelf) with controller and distribution

Applications

The typical applications for this rectifier are both in indoor and outdoor environments and include:

- SCADA/ DMS System
- EPBAX
- Broadband
- IP telephony
- Cable Television
- LTE
- GPON
- Enterprise solution

Technical Specifications

Input Parameters

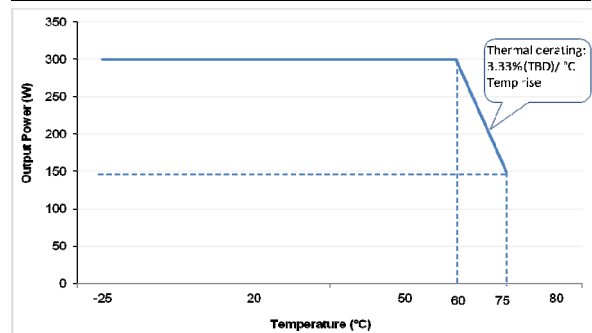
Operating Voltage range	90-290 Vac Disconnect: < 90Vac & > 290Vac No damage up to 300Vac
Full Power input voltage Range	90-290 Vac
Frequency	45 to 65Hz
Maximum Current	4A (rms) 230Vac,100% load
Power Factor	> 0.99 at 230Vac,100% load
Total Current Harmonic Distortion (THD)	< 10% at 230Vac,100% load
Efficiency	≥ 90%. 230Vac,100% load
Input protection	In built surge protection (2kV/3kA) Inline fuse

Output Parameters

Voltage, nominal	48 Vdc
Voltage adjust range	42 ... 57 Vdc (controller)
Rated output Power	300W
Output Current @...V	5.5A@54V
Maximum current	6.25A
Static Voltage regulation	±1% from 10% to 100% load
Noise (Ripple + spikes)	≤ 100 mV _{rms}
Load sharing	10%
I/P and O/P connector	Rear side
Output protection	Over voltage shutdown Blocking diode Short circuit proof Over temperature protection

Other Parameters

Isolation	3.0 kVac - I/P & O/P 1.5 kVac - input & earth 0.5 kVac - output & earth
Visual Indications	Normal LED (Green): 3 status (Blink, OFF, ON) Fault LED (Red): 3 status (Blink, OFF, ON)
Operating temp	-25°C to +75°C
Power De-rating	+60°C to +75°C
Operating Humidity	5% to 95% RH non-condensing
MTBF	> 150k hours Telcordia SR-332, Method 1, Case 3 (Ambient Temperature.: 25°C)
Audible Noise	< 60dBA at an ambient noise level of 45dBA, and at ambient temperature of 25°C
Mechanical	
Width	50.4 mm (2")
Height	45 mm (1.75")
Depth	228.6mm (9")
Weight	0.5 kg (1.1 lbs)



Note: As a result of continuous product improvement, all specifications are subject to change without prior notice. All performance parameters are valid at Nominal input (230Vac) and nominal output (48Vdc) conditions unless otherwise specified.

Applicable Standards

Electrical safety	IEC 60950-1 UL 60950-1 CSA 22,2
EMI	As per CISPR-22
EMC	IEC 61000-4-5, (Surge immunity limits) IEC 61000-4-6, (RF Conducted susceptibility immunity limits) IEC 61000-4-3, (Radiated Electromagnetic Field immunity limits) IEC 61000-4-4, (EFT/ Burst immunity limits) IEC 61000-4-2, (ESD Immunity limits)
Harmonics	EN 61000-3-2
Environment	RoHS compliant

Ordering Information

Product	Description	Comcode
EP0300AC48TEZ	48V, 300W rectifier	150022411

Country of Sale

South Asia	India
SE Asia	-
NA	-
CALA	-
European	-

GE Critical Power reserves the right to make changes to the product (s) or information contained herein without notice. No liability is assumed as a result of their use or application. No rights under any patent accompany the sale of any such product(s) or information.

© 2013 GE Critical Power (Bangalore, India) All Rights Reserved.

Document Rev No: R0.1 Date: 5th February 2013

PDF name: EP0300AC48TEZ PDS.pdf