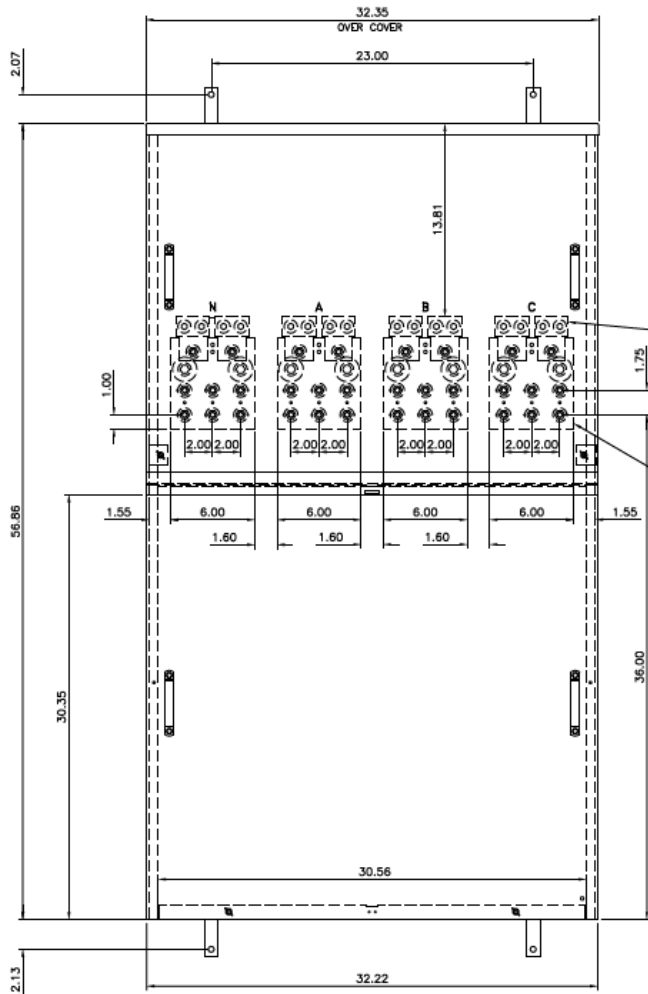


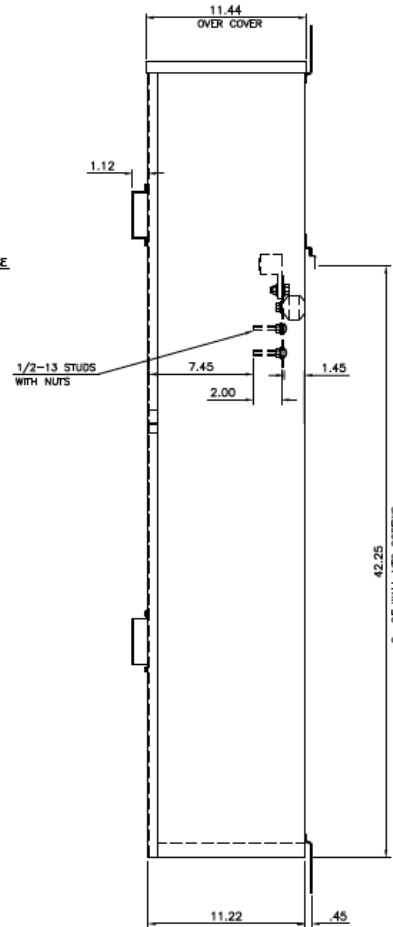
Front View



WIRE RANGE PER PHASE
(4) 600MCM-#2

"C" PHASE OMITTED
FOR SINGLE
PHASE DEVICE.

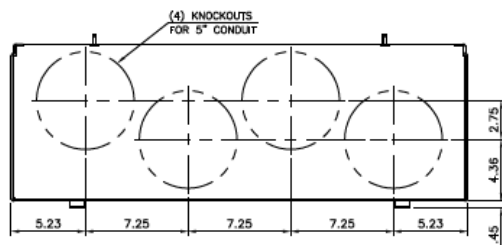
Side View



1/2-13 STUDS
WITH NUTS

Incoming Cable Sizes:

- (4) #2-600MCM/Phase (AL/CU)
- (4) #2-600MCM/Neutral (AL/CU)



Bottom View



imagination at work

METER MOD III-1200A MAIN PULL BOX SECT N3R ENCL
100KAIC 3PH 4W 208Y/120V TOP/BOTTOM FEED

REF NO	CAT NO	DWG DATE	REV #
96-1957	TMP3U12R	1/8/2015	01