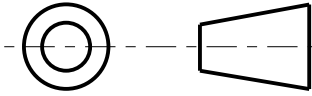


SHEET 1
REV 3
10101537

THIRD ANGLE PROJECTION

REVISIONS

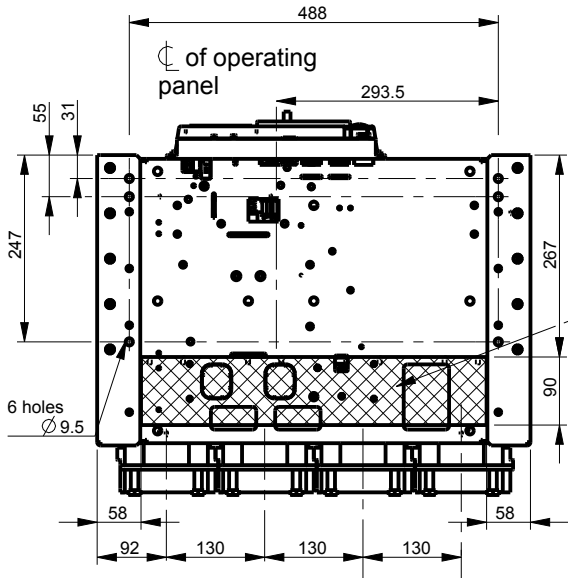


REV.	DESCRIPTION	DATE	APPROVED
2	C009606	12/29/2015	JOBY
3	C035056	VINU 01/11/2018	SANDEEP

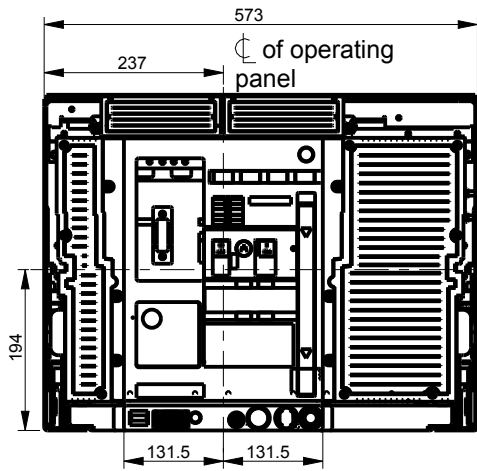
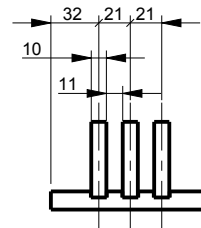
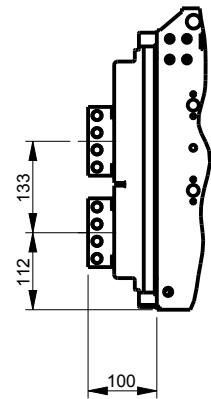
GE PROPRIETARY AND CONFIDENTIAL INFORMATION

This document is the property of General Electric Company ("GE") and contains proprietary information of GE. This document is loaned on the express condition that neither it nor the information contained therein shall be disclosed to others without the express written consent of GE Energy, and that the information shall be used by the recipient only as approved expressly by GE Energy. This document shall be returned to GE upon its request. This document may be subject to certain restrictions under U.S. export control laws and regulations.

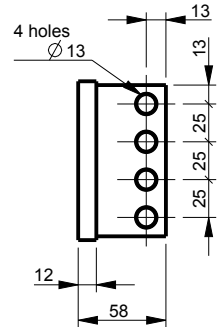
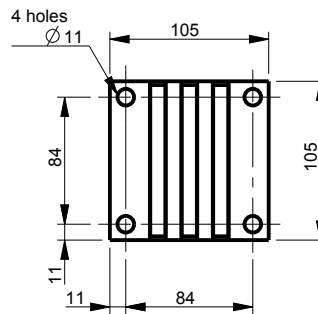
DRAWING NO. A4



ventilation in base of cassette (leave unobstructed)



Center of operating panel



Article or Material Must Conform to REACH Procedure SI900000 Sec. 14

PV1

Part must conform to SI 900000 Sect. 4, Toxicity Procedure

Article or Material Must Conform to RoHS Procedure SI900000 Sec. 13

FOR ADDITIONAL INFO REFER TO:

SIGNATURES		DATE
MODEL	RAGHAV	07/13/17
DETAIL	RAGHAV	07/13/17
CHECKED	SANDEEP	07/13/17
ENGRG		
MFG		
QUALITY		
ISSUED		



TITLE: OUTLINE DRAWOUT IEC FR2 4P "LIMITED DERATING" ENTELLIGAURD G

APPLIED PRACTICES
DIMENSIONS ARE IN MILLIMETERS
UNLESS OTHERWISE SPECIFIED IN DRAWING
TOLERANCE ON:
1 PL DECIMALS ± 0.3
2 PL DECIMALS ± 0.13
ANGLES ± 0.5
FRACTIONS ±
FINISH

SIZE: A4 DRAWING: 10101537 REV: 3

CRITICAL TO QUALITY CHARACTERISTIC
DRAWING FILE: 10101537PV1
SOLID MODEL: 10101537PV1

SCALE: 1:10 SHEET 1 of 1

METRIC