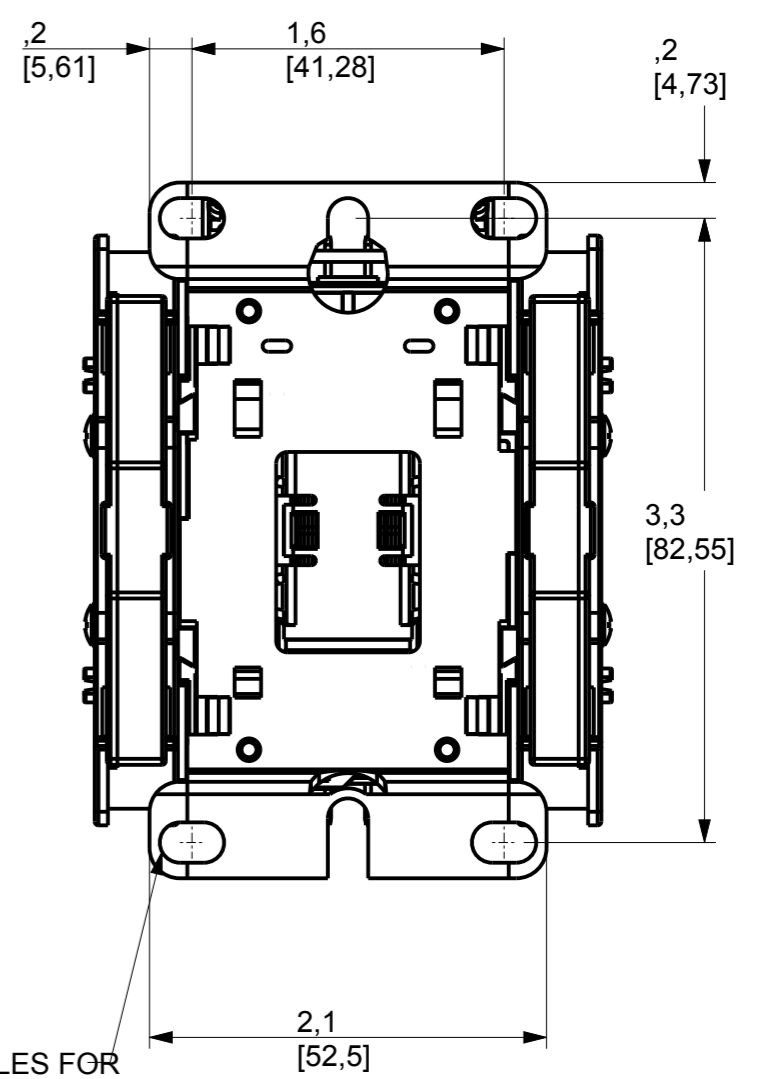
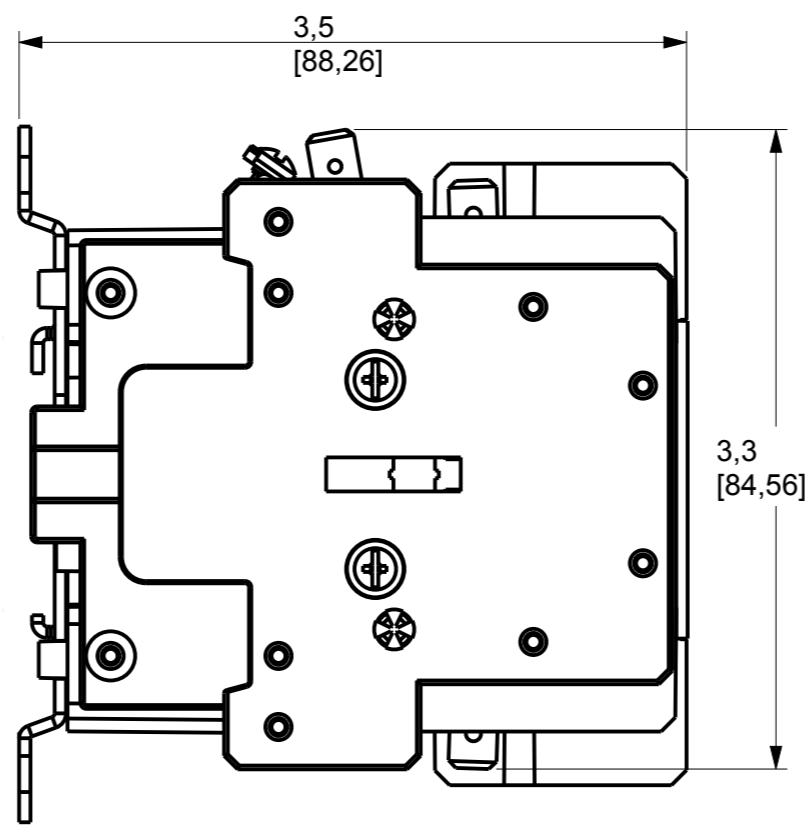
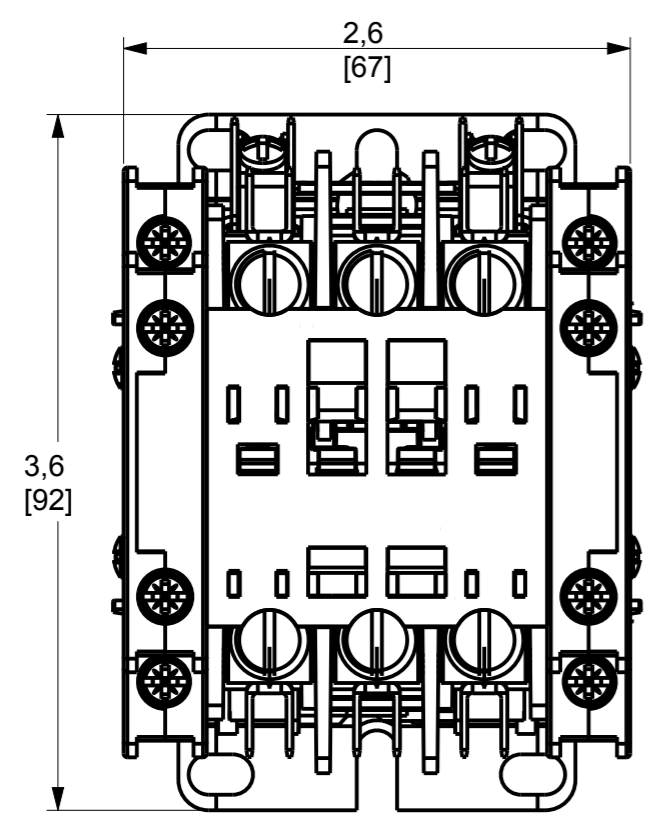


GEPIC INTRALINK DATABASE INFO - FOR INTERNAL USE ONLY	
DRAWING FILE NAME:	OBJECT RELATED INFORMATION
TERES_45010106XX_00_00	REVISION / VERSION
OBJECT FILE NAME:	STATUS:
TERES_45010106XX_00_00	SYS: COM: 1
	1
	1
	Create



MOUNTING HOLES FOR #10 SCREWS (6 PLACES)

DUAL DIMENSIONS INCHES/MILLIMETERS

GE PROPRIETARY AND CONFIDENTIAL INFORMATION: This document is the property of General Electric Company. It is to be used for the specific purpose for which it was prepared and is not to be distributed, copied, or reproduced in any form without the express written consent of GE Energy. This document shall be returned to GE upon its request. This document may be subject to certain restrictions under U.S. export control laws and regulations.

Article or Material Must Conform to REACH Procedure SI900000 Sec.14
 Article or Material Must Conform to ROHS Procedure SI900000 Sec.13
 Part Must Conform to SI900000 Sec.4 Toxicity Procedure

REVISION	DESCRIPTION	DATE	NAME	CHECKED	APPROVED	ECN NO
01	First Issue	22-Apr-15	S.Rivadeneira	-	-	-
REMARK	DESCRIPTION					
-	-					
PRODUCT			MATERIAL		POST TREATMENT	
ID	ID 6/8 DIG	DESCRIPTION	REM ID	DESCRIPTION	REM	DESCRIPTION
-	-	-	-	-	-	-
UNLESS OTHERWISE SPECIFIED				CTQ	PROJECTION ASSEMBLY: assembly_no	
TOL DIMENSIONS	TOL ANGLE	FILLET & TOL	DRAFT ANGLE	OTHERS	0	Scale 1:1
-	-	-	-	-	UNIT: in	PROJECTION ASSEMBLY: SUPERSEDES: SUPERSEDED BY:



LOCAL TITLE: DP25 3 Poles 600V Aux. Outline drw.
 LOCAL FAM: CR-553A
 LOCAL TITLE: DP25 3 Poles 600V Aux. Outline drw.

TERES_45010106XX_00_00			
CAD FILE	SIZE	PAGE	OF
DRAW NO	A3	1	1
450B10106GXX			