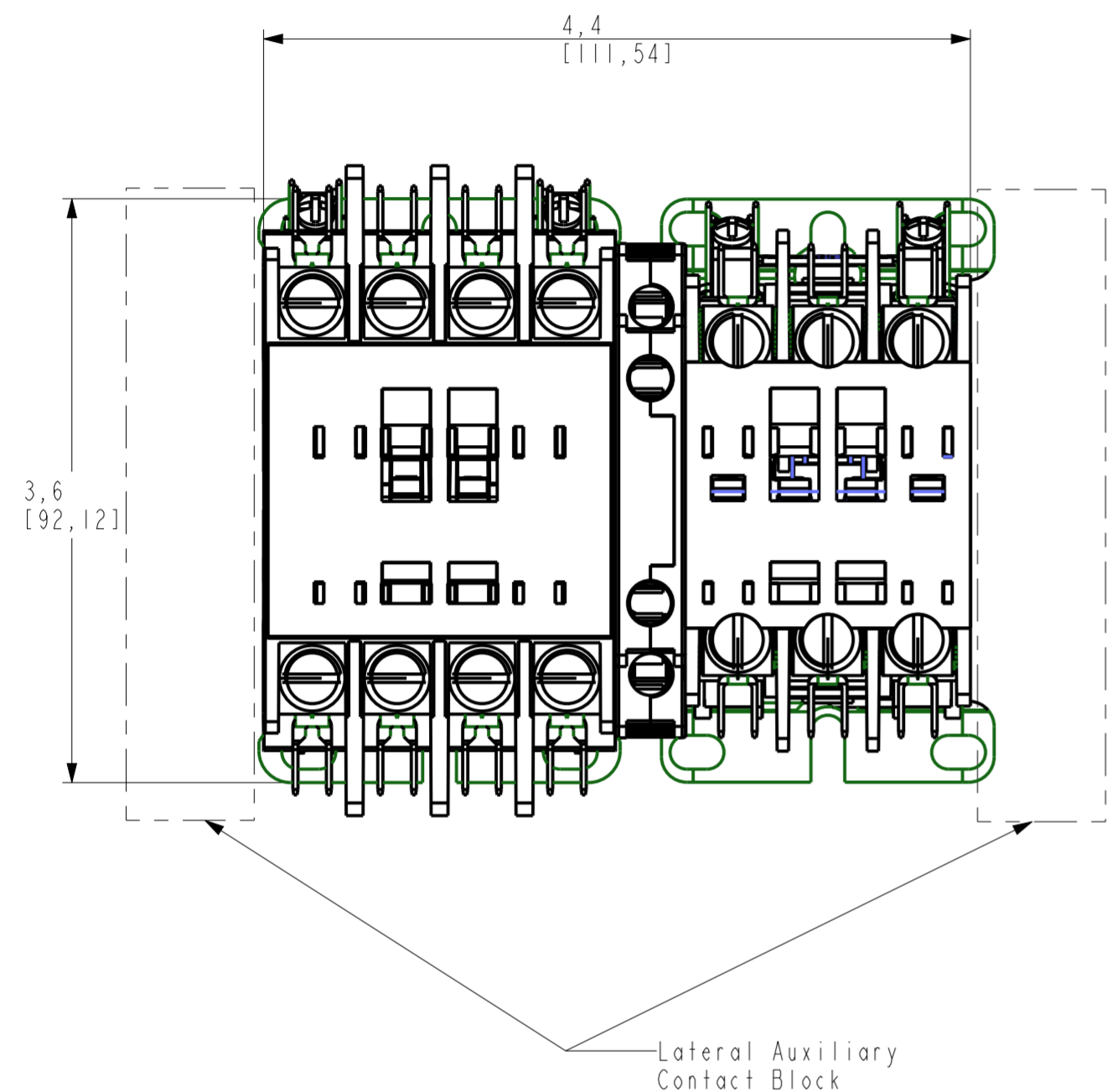
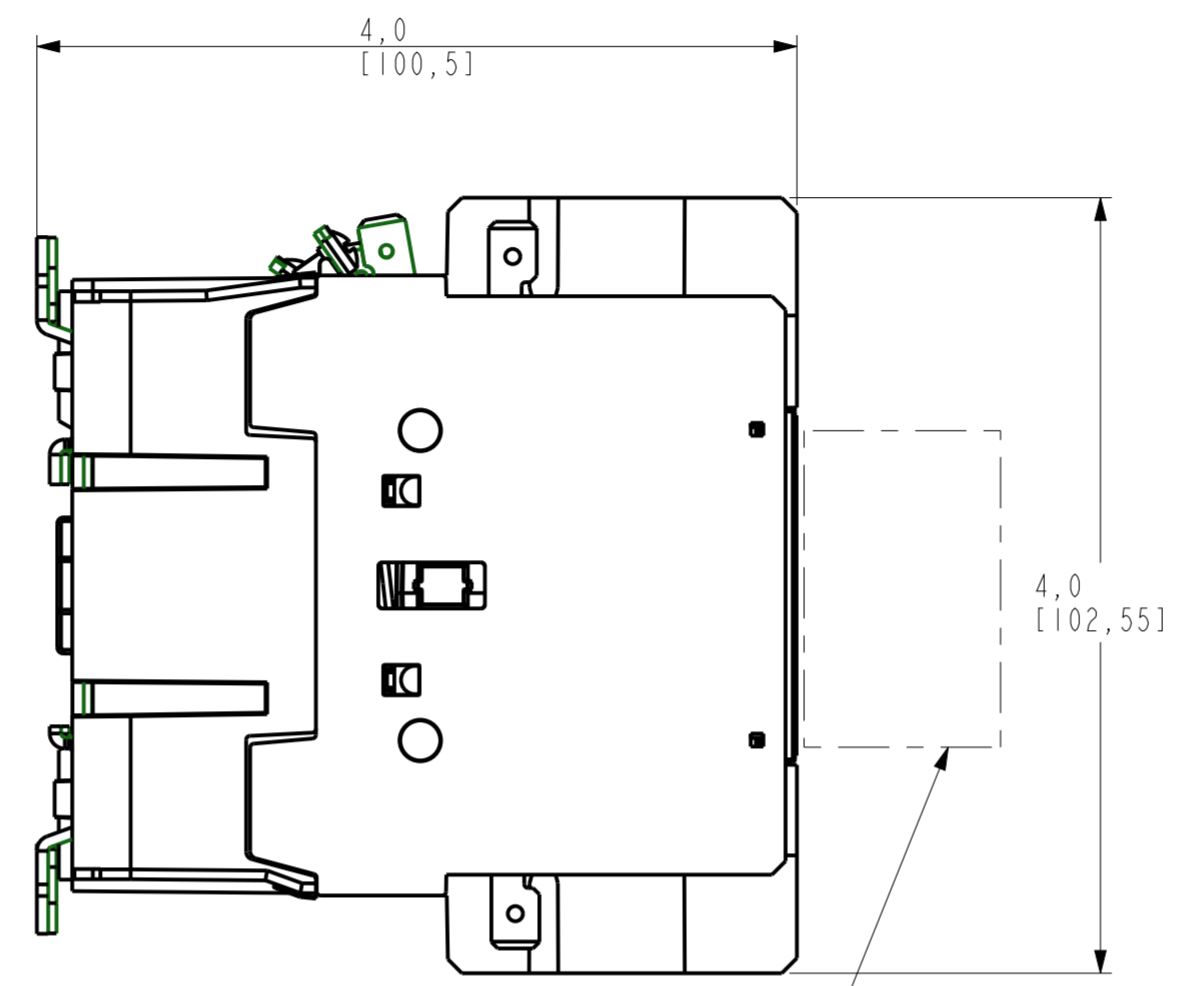


REV	DATE	BY	CHKD	STATUS
01				
GE PROPRIETARY AND CONFIDENTIAL INFORMATION: This document is the property of General Electric Company ("GE") and contains proprietary information of GE. This document is loaned on the express condition that it will be returned to GE and that the information contained herein shall not be disclosed to others without the express written consent of GE Energy. This document shall be returned to GE upon its request. This document may be subject to certain restrictions under U.S. export control laws and regulations.				
OBJECT FILE NAME:	1	1	1	1
REVISED FILE NAME:	1	1	1	1
REVISED FILE NAME:	1	1	1	1

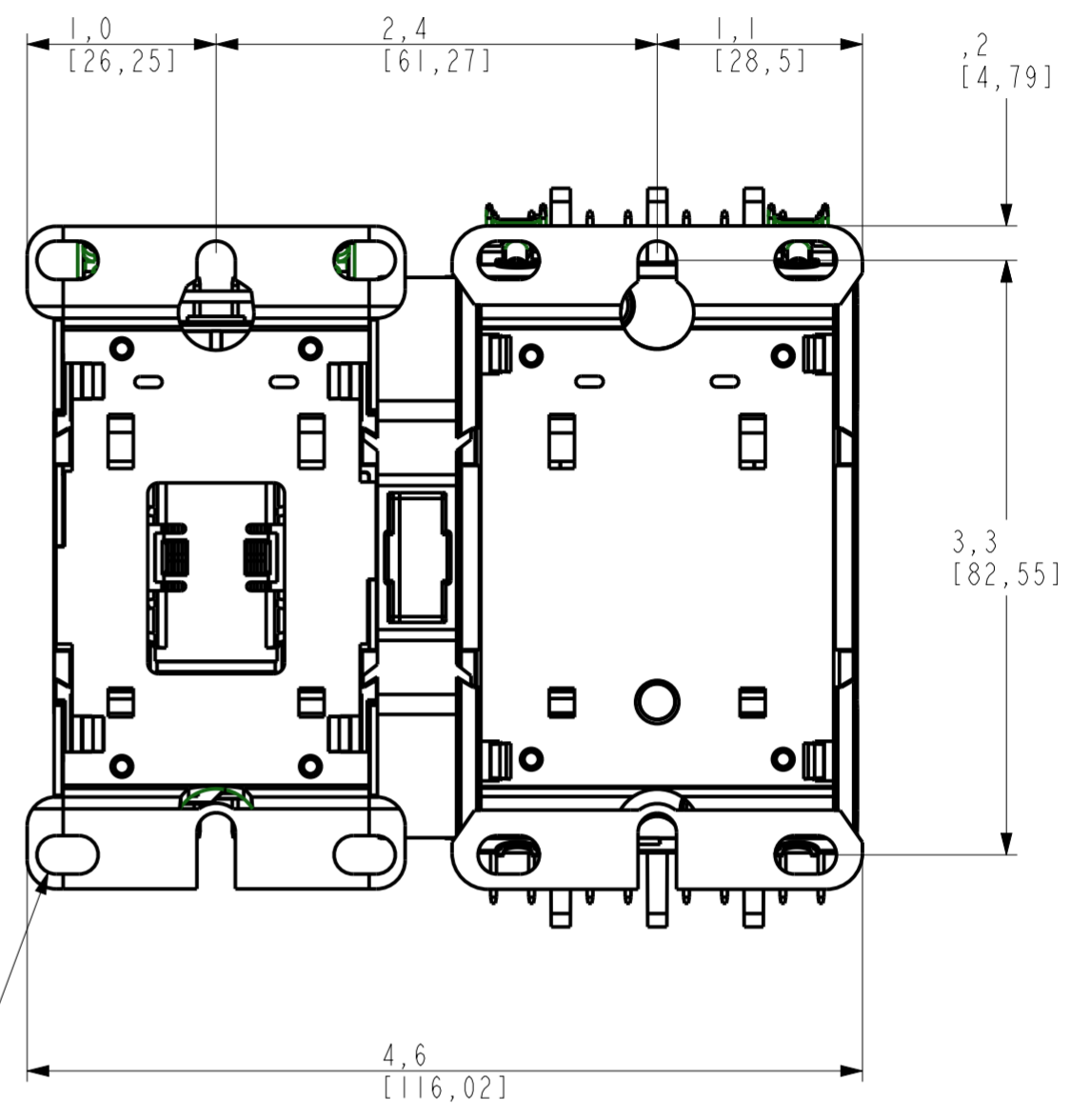


Lateral Auxiliary Contact Block



Frontal Auxiliary Contact Block

MOUNTING HOLES FOR #10 SCREWS (6 PLACES)



DUAL DIMENSIONS INCHES/MILLIMETERS

REVISION	DESCRIPTION	DATE	NAME	CHECKED	APPROVED	ECN NO
01	First Issue		S.Rivadeneira	-	-	-
REMARK	DESCRIPTION					
-	-					
PRODUCT	MATERIAL		POST TREATMENT			
ID	ID 6/8 DIG	DESCRIPTION	REM ID	DESCRIPTION	REM	DESCRIPTION
-	-	-	-	-	-	-
UNLESS OTHERWISE SPECIFIED						CTO
TOL DIMENSIONS	TOL ANGLE	FILLET & TOL	DRAFT ANGLE	OTHERS	Scale	PROJECTION
ISO2768m	ISO2768c	-	-	-	0 1:1	ASSEMBLY: assembly.no
						UNIT: mm
						ASSEMBLY: -
						SUPERSEDES: -
						SUPERSEDED BY: -
						TERES.45010114XX.00.00
TITLE DP 2-Speed Cont DP25 4P + DP25 3P LOCAL F/W CR-553A DP 2-Speed Cont DP25 4P + DP25 3P Outline drw						CAD FILE SIZE PAGE OF DRAW NO A2 1 1
						450C10114GXX

Article or Material Must Conform to REACH Procedure S1900000 Sec.14
 Article or Material Must Conform to ROHS Procedure S1900000 Sec.13
 Part Must Conform to S1900000 Sec.4 Toxicity Procedure