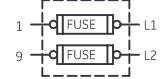


EXTERNAL MAINTAINED CONTACT PILOT DEVICE



FCC



NOMENCLATURE

M-LINE CONTACTOR
 FCC-FUSED CONTROL CIRCUIT
 I-INDICATING LIGHT

ON-OFF-AUTO IS AN ALTERNATE MARKING FOR HAND-OFF-AUTO

USE 75°C COPPER CONDUCTORS ONLY, FOR FIELD WIRING. TORQUE LINE AND LOAD TERMINALS AS MARKED OR AS SHOWN AT RIGHT:

RATING	TORQUE
60A	50 LB-IN
100A	150 LB-IN
200A	250 LB-IN
300A	300 LB-IN

NOTE: ADDITIONAL OVER-CURRENT PROTECTION MAY BE REQUIRED. REFER TO THE NATIONAL ELECTRICAL CODE OR LOCAL ELECTRICAL CODE AS REQUIRED.

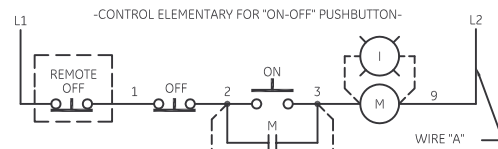
FOR SEPARATE CONTROL SOURCE-OMIT WIRE "A" AND CONNECT SEPARATE CONTROL SOURCE TO 9 ON COIL AND TO 1 ON PILOT DEVICE. WIRE "A" IS OMITTED AT FACTORY ON ALL CONTACTORSS WITH A COIL VOLTAGE OF 120V OR LESS.

FOR EXTRA AUXILIARY CONTACTS - A MAXIMUM OF 5 CONTACTS MAY BE ADDED AT POSITIONS T,U,W,X,Y, & Z.

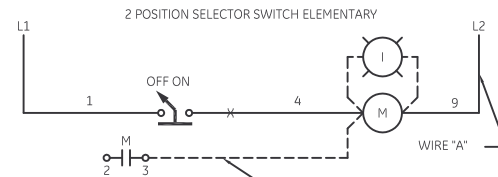
HOLDING INTERLOCK MAY BE OMITTED ON FORMS WITHOUT PUSHBUTTONS.

GROUND KIT

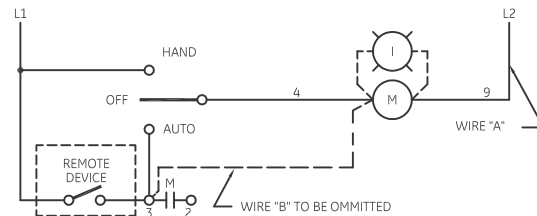
1/2-IN CONDUIT	55-213403G001
3/4-IN CONDUIT	55-213403G002
1-IN CONDUIT	55-213403G003
1 1/4-IN CONDUIT	55-213403G004
1 1/2-IN CONDUIT	55-213403G005
2-IN CONDUIT	55-213403G006
2 1/2-IN CONDUIT	55-213403G007
3-IN CONDUIT	55-213403G008



TO ADD ADDITIONAL "ON-OFF" PUSHBUTTON STATION, CONNECT PER DOTTED LINES



CONTROL ELEMENTARY FOR 3 POSITION SELECTOR SWITCH



imagination at work

WIRING DRAWING
 CR360L LIGHTING CONTACTOR

AN #	THIRD ANGLE PROJECTION	SHEET #
09-9114		1 OF 1

DWG NO.	DATE	REV
55-193054	08/27/2009	8