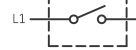
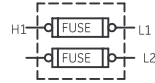


EXTERNAL MAINTAINED CONTACT PILOT DEVICE



PRIMARY FUSES



NOMENCLATURE

M-LINE CONTACTOR
I-INDICATING LIGHT

ON-OFF-AUTO IS AN ALTERNATE MARKING FOR HAND-OFF-AUTO

USE 75°C COPPER CONDUCTORS ONLY, FOR FIELD WIRING. TORQUE LINE AND LOAD TERMINALS AS MARKED OR AS SHOWN AT RIGHT:

| RATING | TORQUE |
|--------|-----------|
| 60A | 50 LB-IN |
| 100A | 150 LB-IN |

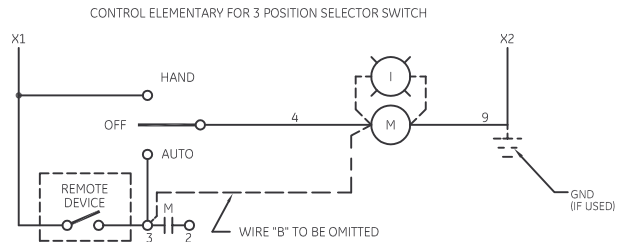
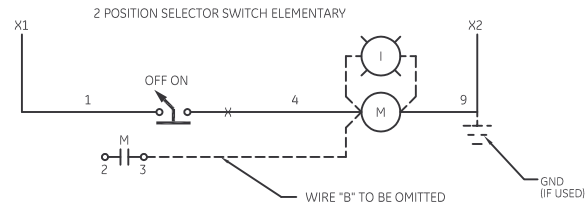
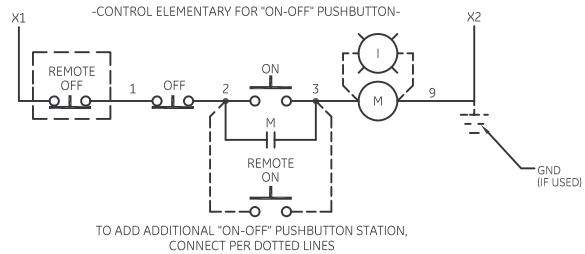
NOTE: ADDITIONAL OVER-CURRENT PROTECTION MAY BE REQUIRED. REFER TO THE NATIONAL ELECTRICAL CODE OR LOCAL ELECTRICAL CODE AS REQUIRED.

FOR EXTRA AUXILIARY CONTACTS - A MAXIMUM OF 5 CONTACTS MAY BE ADDED AT POSITIONS T, U, W, X, Y, & Z.

HOLDING INTERLOCK MAY BE OMITTED ON FORMS WITHOUT PUSHBUTTONS.

GROUND KIT

| | |
|------------------|---------------|
| 1/2-IN CONDUIT | 55-213403G001 |
| 3/4-IN CONDUIT | 55-213403G002 |
| 1-IN CONDUIT | 55-213403G003 |
| 1 1/4-IN CONDUIT | 55-213403G004 |
| 1 1/2-IN CONDUIT | 55-213403G005 |
| 2-IN CONDUIT | 55-213403G006 |
| 2 1/2-IN CONDUIT | 55-213403G007 |
| 3-IN CONDUIT | 55-213403G008 |



imagination at work

WIRING DIAGRAM
CR360L LIGHTING CONTACTOR

| AN # | THIRD ANGLE PROJECTION | SHEET # |
|---------|------------------------|---------|
| 09-9114 | | 1 OF 1 |

| DWG NO. | DATE | REV |
|-----------|------------|-----|
| 55-194949 | 08/27/2009 | 7 |