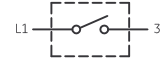
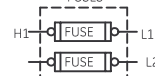


EXTERNAL MAINTAINED CONTACT PILOT DEVICE



PRIMARY FUSES



NOMENCLATURE

M-LINE CONTACTOR

I-INDICATING LIGHT

ON-OFF-AUTO IS AN ALTERNATE MARKING FOR HAND-OFF-AUTO

USE 75°C COPPER CONDUCTORS ONLY, FOR FIELD WIRING. TORQUE LINE AND LOAD TERMINALS 20 LB-IN OR AS MARKED.

NOTE: POWER POLES MAY BE CONVERTED TO NORMALLY CLOSED

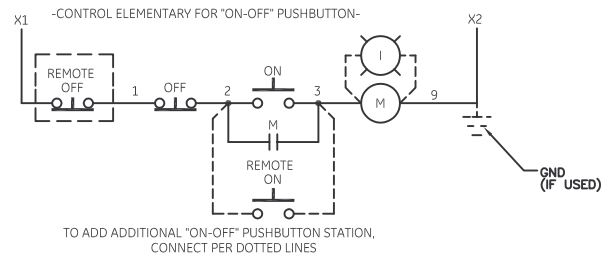
NOTE: ADDITIONAL OVER-CURRENT PROTECTION MAY BE REQUIRED. REFER TO THE NATIONAL ELECTRICAL CODE OR LOCAL ELECTRICAL CODE AS REQUIRED.

FOR EXTRA AUXILIARY CONTACTS - A MAXIMUM OF 5 CONTACTS MAY BE ADDED AT POSITIONS T,U,W,X,Y, & Z.

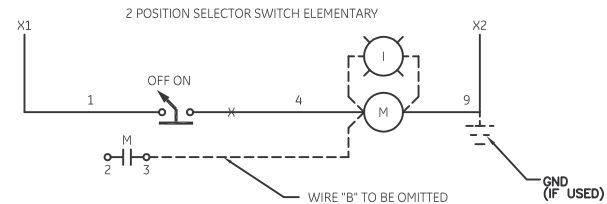
HOLDING INTERLOCK MAY BE OMITTED ON FORMS WITHOUT PUSHBUTTONS.

GROUND KIT

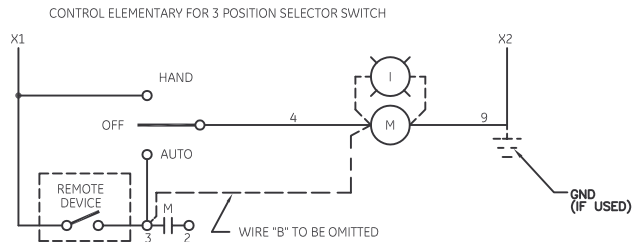
1/2-IN CONDUIT	55-213403G001
3/4-IN CONDUIT	55-213403G002
1-IN CONDUIT	55-213403G003
1 1/4-IN CONDUIT	55-213403G004
1 1/2-IN CONDUIT	55-213403G005
2-IN CONDUIT	55-213403G006
2 1/2-IN CONDUIT	55-213403G007
3-IN CONDUIT	55-213403G008



TO ADD ADDITIONAL "ON-OFF" PUSHBUTTON STATION, CONNECT PER DOTTED LINES



WIRE "B" TO BE OMITTED



imagination at work

WIRING DIAGRAM
CR360L LIGHTING CONTACTOR

AN #	THIRD ANGLE PROJECTION	SHEET #
09-9114		1 OF 1

DWG NO.	DATE	REV
55-196100	08/27/2009	8