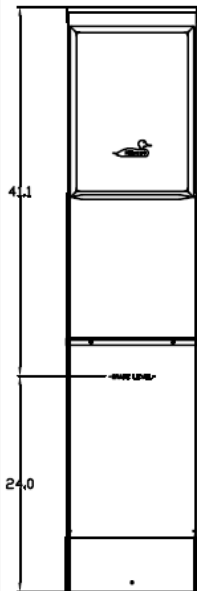
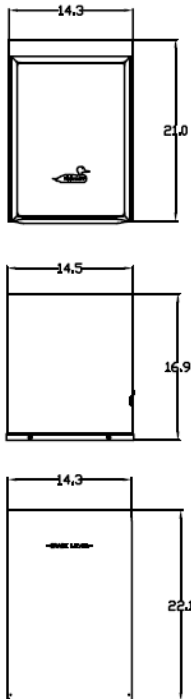


**Front View
External # 1**

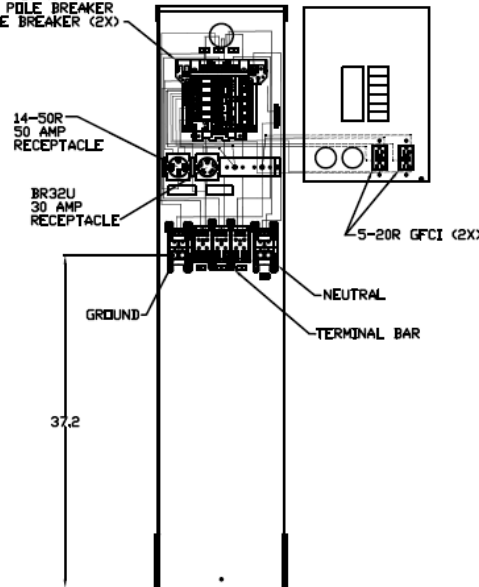


**Front View
External # 2**

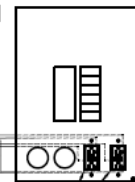


**Front View
Interior**

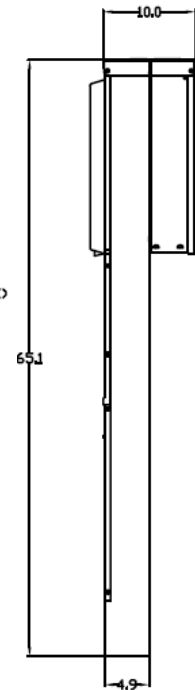
3 PHASE 125 AMP LOAD CENTER
50 AMP 2 POLE BREAKER
30 AMP GFI 1 POLE BREAKER
20 AMP 1 POLE BREAKER (2X)



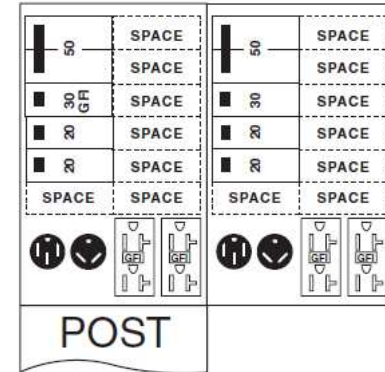
**Front View
Inside Cover**



**Side
View**



Configuration



Wire Range Size

CONNECTOR	COPPER		ALUMINUM	
	SOLID	STRAND	SOLID	STRAND
LINE	-----	6-350	-----	6-350
LOAD	-----	6-350	-----	6-350
NEUTRAL	-----	6-350	-----	6-350
EQUIP. GRND.	-----	6-350	-----	6-350

Receptacles

BR54U
BR32U
(2) 5-20R2GFCI

Circuit Protection

THQL2150
THQL1130GFT
(2) THQL1120



MIDWEST RV EQUIP METALLIC 125A PEDESTAL UNMETERED
BACK-TO-BACK UMMETERED 50/30(2) 20A GFI RECP 3P4W
120/2408V UL LISTED G90 N3R

CAT NO	DWG DATE	REV #
5S3S2S2SEB	04/10/2017	01