



Transformer



1M000000

Catalog Number
9T10C1006G32

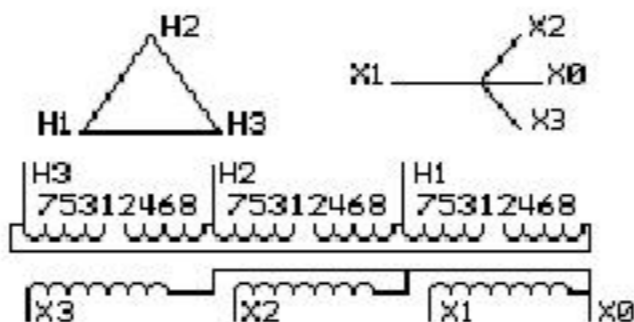
Type **QL**

150.0 KVA 60 HZ 3 PH 5 % IMP

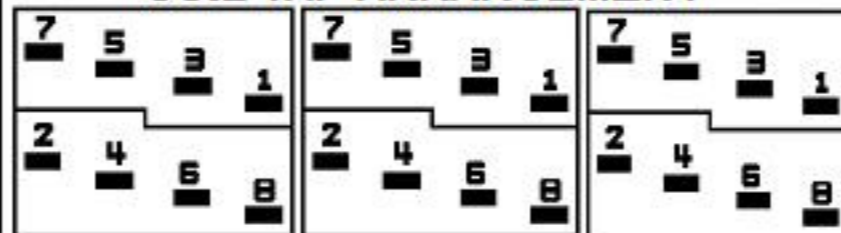
40 C AMB. 115 C RISE 220 C SYSTEM IS-19C

Note: Design is based on 150.0KVA & 115C Rise 5% Imp.

PRIMARY (H) 480 VOLTS (LINE-LINE)
SECONDARY (X) 208 VOLTS (LINE-LINE)
120 VOLTS (LINE-NEUTRAL)



COIL TAP ARRANGEMENT



JUMPER CONNECTION	
TAP	VOLTS
1-2	506
2-3	493
3-4	480
4-5	468
5-6	455
6-7	442
7-8	430

NET WGT
1240 LB
562.5 Kg

60405
DK76C

NOG
021816

INSPECTION
&
FINAL TEST
N608!



ENCLOSURE TYPE 2 (IP20). OR RAINPROOF TYPE 3R (IP22) WHEN PROVIDED SHIELD 9T18Y1076G06

Assembled in Mexico

BEFORE HANDLING, INSTALLING AND OPERATING, SEE INSTRUCTION 475A667AAP001
COPPER CONDUCTOR PRIMARY: 10 KV BIL SECONDARY: 10 KV BIL


Outline:
303B111GEDXP76C

**IN ACCORDANCE WITH NEC SECTION 450-9, ALLOW AT LEAST SIX INCHES
CLEARANCE FOR VENTILATION. CHECK ADDITIONAL NEC AND LOCAL CODE**

X3 - X2 - X1 - -
- H3 - H2 - H1

Note: X0 at the bottom

X1 - -
X2 - H1
X3 - H2 - H1
X1 - X0
X2 - H2
X3 - H3 - H1



2M000000



3M000000