



# Transformer



\*1M000000\*

Catalog Number  
**9T10C1176G33**

Type **QL**

**150.0 KVA 60 HZ 3 PH 5.6 % IMP**

40 C AMB. 115 C RISE 220 C SYSTEM IS-19C

PRIMARY (H) 480 VOLTS (LINE-LINE)  
SECONDARY (X) 480 VOLTS (LINE-LINE)  
277 VOLTS (LINE-NEUTRAL)

ELECTROSTATIC GROUND SHIELD IN EACH PHASE

ENCLOSURE TYPE 2 (IP20). OR RAINPROOF TYPE 3R (IP22) WHEN PROVIDED SHIELD 9T18Y1076G06

BEFORE HANDLING, INSTALLING AND OPERATING, SEE INSTRUCTION 475A667AAP001  
COPPER CONDUCTOR PRIMARY: 10 KV BIL SECONDARY: 10 KV BIL

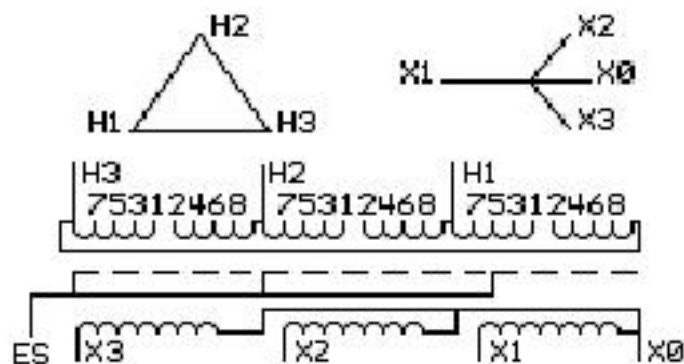
Outline:  
303B111GEDXP76C

**IN ACCORDANCE WITH NEC SECTION 450-9, ALLOW AT LEAST SIX INCHES  
CLEARANCE FOR VENTILATION. CHECK ADDITIONAL NEC AND LOCAL CODE**

GE Energy Industrial Solutions

NEMA CLASS AA DRY TYPE TRANSFORMER

Meets DOE 2016 efficiency



JUMPER CONNECTION	
TAP	VOLTS
1-2	504
2-3	491
3-4	480
4-5	466
5-6	453
6-7	441
7-8	435

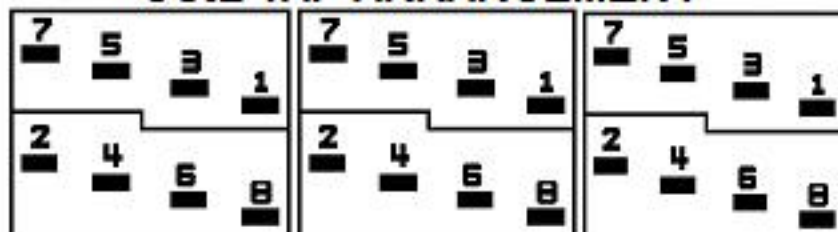
NET WGT  
1240 LB  
562.5 Kg

60412  
DK76C

NOG  
021816

INSPECTION  
&  
FINAL TEST  
N608!

### COIL TAP ARRANGEMENT




Assembled in Mexico

X3 - X2 - X1 - -  
- H3 - H2 - H1

Note: X0 at the bottom

X1 - -  
X2 - - H1  
H3 - H2 - H1  
X3 - X1 - X0  
X2 - X1 - H1  
X3 - X2 - H2  
X3 - H3 - H1



\*2M000000\*



\*3M000000\*