



Transformer



1M000000

Catalog Number
9T11C1004G04

Type **QL**

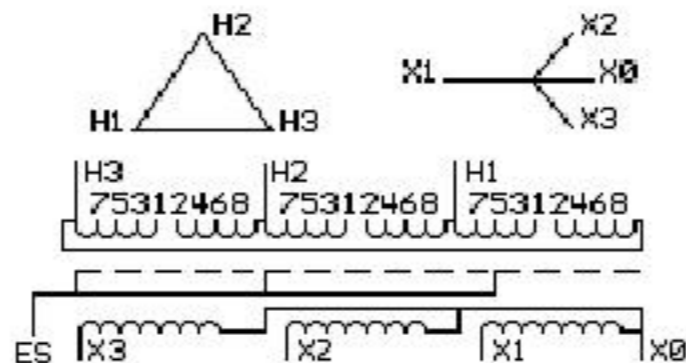
75.0 KVA 60 HZ 3 PH 3.5 % IMP

40 C AMB. 150 C RISE 220 C SYSTEM IS-19C

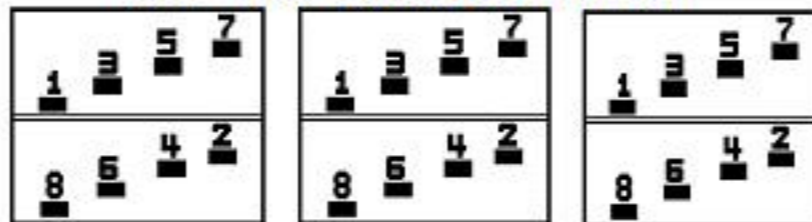
Note: Design is based on 112.5KVA & 150C Rise 5.2% Imp.

PRIMARY (H) 480 VOLTS (LINE-LINE)
SECONDARY (X) 208 VOLTS (LINE-LINE)
120 VOLTS (LINE-NEUTRAL)

ELECTROSTATIC GROUND SHIELD IN EACH PHASE



COIL TAP ARRANGEMENT



JUMPER CONNECTION	
TAP	VOLTS
1-2	503
2-3	492
3-4	480
4-5	469
5-6	457
6-7	446
7-8	435

NET WGT
790 LB
358.3 Kg

60328
DY75C

NOG
030716

INSPECTION
&
FINAL TEST
N611!



LISTED 769G

Assembled in Mexico

X3 - X2 - X1 - -
- H3 - H2 - H1

Note: X0 at the bottom

ENCLOSURE TYPE 2 (IP20). OR RAINPROOF TYPE 3R (IP22) WHEN PROVIDED SHIELD 9T18Y1074G06

SUITABLE FOR NONSINUSOIDAL CURRENT LOAD WITH K-FACTOR NOT TO EXCEED 13

BEFORE HANDLING, INSTALLING AND OPERATING, SEE INSTRUCTION 475A667AAP001

COPPER CONDUCTOR

PRIMARY: 10 KV BIL


SECONDARY: 10 KV BIL

Outline:

303B111GEDYP75C

IN ACCORDANCE WITH NEC SECTION 450-9, ALLOW AT LEAST SIX INCHES

CLEARANCE FOR VENTILATION. CHECK ADDITIONAL NEC AND LOCAL CODE



2M000000



3M000000

X3 - X2 - X1 - -
- H3 - H2 - H1
X3 - X2 - X1 - -
- H3 - H2 - H1

X0