



# Servicenter



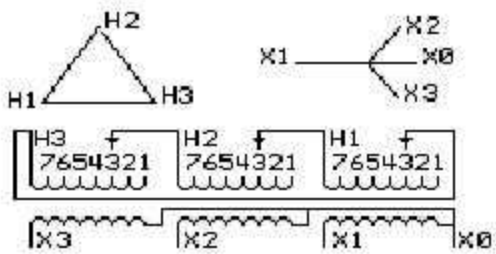
\*1M000000\*

Catalog Number **9T17S0013** Type **QL-WP**

**30.0 KVA 60 HZ 3 PH 4.9 % IMP**

40 C AMB. 150 C RISE 220 C SYSTEM IS-19C

Note: Design is based on 30.00KVA & 115C Rise 4.9% Imp.



JUMPER CONNECTION	
TAP	VOLTS
1	504
2	492
3	480
4	468
5	456
6	444
7	432

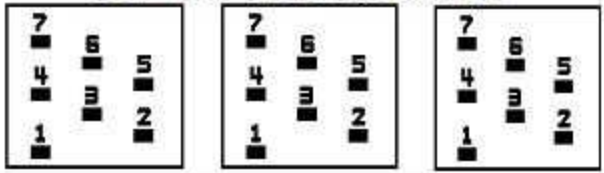
NET WGT  
330 LB  
149.7 Kg

64607  
UX72A  
NOG  
063016

INSPECTION & FINAL TEST  
N627!

PRIMARY (H) 480 VOLTS (LINE-LINE)  
SECONDARY (X) 208 VOLTS (LINE-LINE)  
120 VOLTS (LINE-NEUTRAL)

### COIL TAP ARRANGEMENT



ENCLOSURE TYPE 2 (IP20). OR RAINPRO-OF TYPE 3R (IP22) WHEN PROVIDED SHIELD

Assembled in Mexico

BEFORE HANDLING, INSTALLING AND OPERATING, SEE INSTRUCTION 475A667AAP008 Outline: 303B-424SSP030  
ALUMINUM CONDUCTOR PRIMARY: 10 KV BIL SECONDARY: 10 KV BIL


**X3 H3 X2 H2 X1 H1 X0**

IN ACCORDANCE WITH NEC SECTION 450-9, ALLOW AT LEAST SIX INCHES CLEARANCE FOR VENTILATION. CHECK ADDITIONAL NEC AND LOCAL CODE


Note: standard

X0  
X1 H1  
X2 H2  
X3 H3

X0  
X1 H1  
X2 H2  
X3 H3



\*2M000000\*



\*3M000000\*