



Servicenter



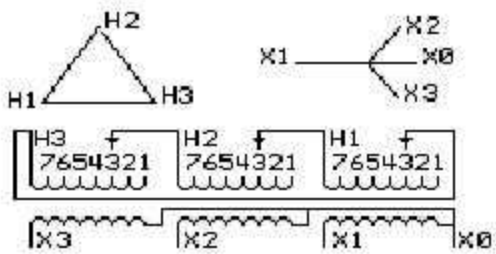
1M000000

Catalog Number **9T17S0016** Type **QL-WP**

30.0 KVA 60 HZ 3 PH 3.6 % IMP

40 C AMB. 150 C RISE 220 C SYSTEM IS-19C

Note: Design is based on 30.00KVA & 115C Rise 3.6% Imp.



JUMPER CONNECTION	
TAP	VOLTS
1	503
2	493
3	480
4	468
5	455
6	445
7	432

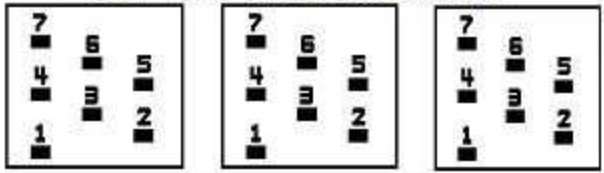
NET WGT
353 LB
160.1 Kg

65924
UX72C
NOG
120916

INSPECTION & FINAL TEST N650!

PRIMARY (H) 480 VOLTS (LINE-LINE)
SECONDARY (X) 208 VOLTS (LINE-LINE)
120 VOLTS (LINE-NEUTRAL)

COIL TAP ARRANGEMENT



ENCLOSURE TYPE 2 (IP20). OR RAINPROOF TYPE 3R (IP22) WHEN PROVIDED SHIELD

BEFORE HANDLING, INSTALLING AND OPERATING, SEE INSTRUCTION 475A667AAP001 Outline: 303B-424SSP030
COPPER CONDUCTOR PRIMARY: 10 KV BIL SECONDARY: 10 KV BIL


IN ACCORDANCE WITH NEC SECTION 450-9, ALLOW AT LEAST SIX INCHES CLEARANCE FOR VENTILATION. CHECK ADDITIONAL NEC AND LOCAL CODE

Assembled in Mexico


X3 H3 X2 H2 X1 H1 X0

Note: standard

X0
X1 H1
X2 H2
X3 H3



2M000000



3M000000