



Transformer

Catalog Number TYPE QL

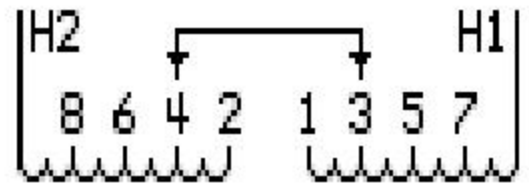
9T23B2653

50.0 KVA 60 HZ 1 PH 4.5 % IMP

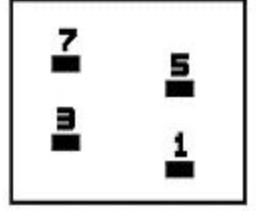
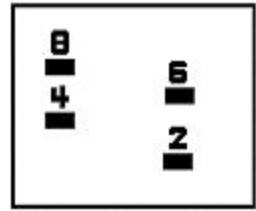
40 C AMB. 150 C RISE 220 C SYSTEM IS-19C

PRIMARY LINES ON H1-H2			
VOLTS	CONNECT	VOLTS	CONNECT
214	8-H1,7-H2	428	8-7
227	6-H1,5-H2	433	7-6
240	4-H1,3-H2	454	6-5
253	2-H1,1-H2	471	5-4
		480	4-3
		502	3-2

SECONDARY LINES ON X1-X4	
VOLTS	CONNECT
240	X1-X3,X2-X4
480	X2-X3



COIL TAP ARRANGEMENT



LISTED 769G

ENCLOSURE TYPE 2 (IP30). RAINPROOF TYPE 3R ENCLOSURE (IP32) WHEN PROVIDED SHIELD 9T18Y4317G06

Outline: 303B904AAP073

INSPECTION &
FINAL TEST
N731&

BEFORE HANDLING, INSTALLING AND OPERATING, SEE INSTRUCTION 475A667AAP001
ALUMINUM CONDUCTOR PRIMARY: 10 KV BIL SECONDARY: 10 KV BIL

IN ACCORDANCE WITH NEC SECTION 450-9, ALLOW AT LEAST SIX INCHES
CLEARANCE FOR VENTILATION. CHECK ADDITIONAL NEC AND LOCAL CODES.

080107

NET WGT
340 LB

Assembled in Mexico 1188

