



Transformer



M0000000

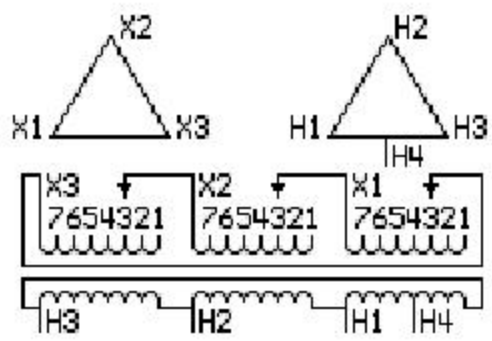
Catalog Number Type QL

9T83B3026

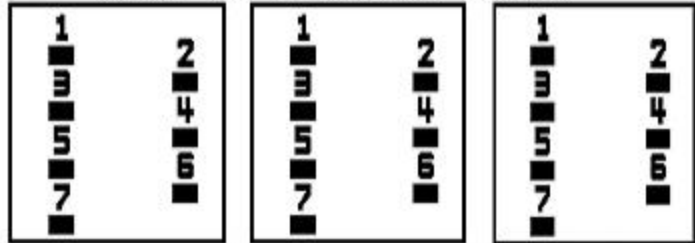
150.0 KVA 60 HZ 3 PH 5.8 % IMP

40 C AMB. 150 C RISE 220 C SYSTEM IS-19C

PRIMARY (X) 208 VOLTS (LINE-LINE)
SECONDARY (H) 240 VOLTS (LINE-LINE)
 120 VOLTS (1 PH MIDTHAP)



COIL TAP ARRANGEMENT



JUMPER CONNECTION	
TAP	VOLTS
1	218
2	213
3	208
4	203
5	198
6	192
7	187

NET WGT
1070 LB
485.4 Kg
9T83B3026
26611
XU376
NOG
012313

INSPECTION
&
FINAL TEST
N304!



LISTED 769G

Assembled in Mexico

ENCLOSURE TYPE 2 (IP30). RAINPROOF TYPE 3R ENCLOSURE (IP32) WHEN PROVIDED SHIELD 9T18Y4317G07

REDUCED CAPACITY TAP RATED AT 5% OF 3 PH KVA

BEFORE HANDLING, INSTALLING AND OPERATING, SEE INSTRUCTION 475A667AAP001

Outline: 303B401AAP076

ALUMINUM CONDUCTOR

PRIMARY: 10 KV BIL

SECONDARY: 10 KV BIL

IN ACCORDANCE WITH NEC SECTION 450-9, ALLOW AT LEAST SIX INCHES CLEARANCE FOR VENTILATION. CHECK ADDITIONAL NEC AND LOCAL CODES.

H3 - H2 - H1 - H4
- X3 - X2 - X1

Note: Mid-Tap

H4
-
H1
-
H2
-
H3


X1
-
X2
-
X3

H4
-
H1
-
H2
-
H3

X1
-
X2
-
X3



M0000000



M0000000