



Transformer



M0000000

Catalog Number Type QL

9T83B3424G83

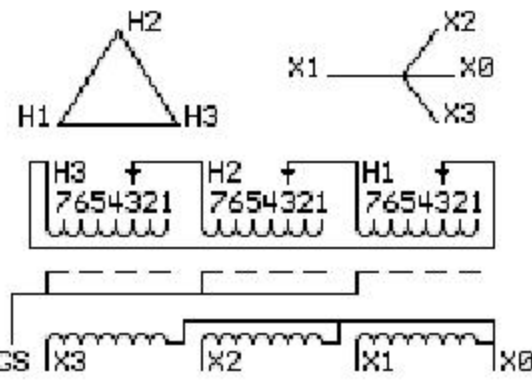
75.0 KVA 60 HZ 3 PH 3.5 % IMP

40 C AMB. 80 C RISE 220 C SYSTEM IS-19C

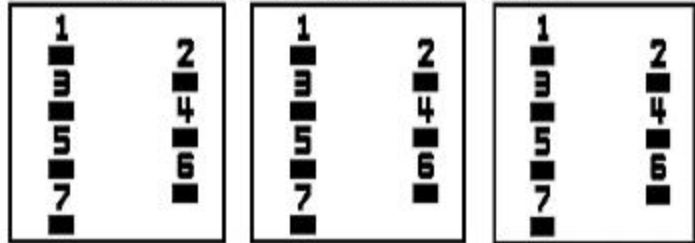
Note: Design is based on 150.0KVA & 150C Rise 6.3% Imp.

PRIMARY (H) 480 VOLTS (LINE-LINE)
SECONDARY (X) 208 VOLTS (LINE-LINE)
120 VOLTS (LINE-NEUTRAL)

ELECTROSTATIC GROUND SHIELD IN EACH PHASE



COIL TAP ARRANGEMENT



JUMPER CONNECTION	
TAP	VOLTS
1	501
2	491
3	480
4	470
5	454
6	444
7	433

NET WGT
904 LB
410.1 Kg
9T83B5876G03
14613
EE76
NOG
012113

INSPECTION & FINAL TEST N304!



LISTED 769G

Assembled in Mexico

ENCLOSURE TYPE 2 (IP30). RAINPROOF TYPE 3R ENCLOSURE (IP32) WHEN PROVIDED SHIELD 9T18Y4317G07

SUITABLE FOR NONSINUSOIDAL CURRENT LOAD WITH K-FACTOR NOT TO EXCEED 4
BEFORE HANDLING, INSTALLING AND OPERATING, SEE INSTRUCTION 475A667AAP001 Outline: 303B401AAP076
ALUMINUM CONDUCTOR PRIMARY: 10 KV BIL SECONDARY: 10 KV BIL

IN ACCORDANCE WITH NEC SECTION 450-9, ALLOW AT LEAST SIX INCHES CLEARANCE FOR VENTILATION. CHECK ADDITIONAL NEC AND LOCAL CODES.


X3 - X2 - X1 - -
- H3 - H2 - H1

Note: X0 Terminal at the bottom

X3 - X2 - X1 - -
- H3 - H2 - H1
X3 - X2 - X1 - -
- H3 - H2 - H1
X0



M0000000



M0000000