



Controls2GO

GE's full voltage pumping panels are now available through Controls2GO!

With Controls2GO, orders ship from our Mt. Juliet, TN warehouse just 2 business days after you place your order.

Much more than a warehouse, Mt. Juliet is a UL 508 certified panel facility with the capability to provide assembly, modification and functional testing of up to 80% of GE's most popular products.



Pump Panel with Standard Ambient Compensated Overload Relay

NEMA Size	Max HP*	Voltage	Disconnect Rating	Control Options	Catalog Number
1	10 HP	480 VAC	H Fuse Clip 30A	None-Standard-Line voltage	CR341C014BAA1AA
			Mag-break-30A	Two control circuit fuses	CR340C214DAC1AA
2	25 HP	480 VAC	H Fuse Clip 60A	None-Standard-Line voltage	CR341D014CAA1AA
			Mag-break-50A	Two control circuit fuses	CR340D214EAC1AA
3	50 HP	480 VAC	H Fuse Clip 100A	None-Standard-Line voltage	CR341E014DAA1AA
			Mag-break-100A	Two control circuit fuses	CR340E214FAC1AA
4	100 HP	480 VAC	H Fuse Clip 150A	None-Standard-Line voltage	CR341F014EAA1AA
			Mag-break-150A	Two control circuit fuses	CR340F214GAC1AA


Pump Panel with Solid State Overload Relay

NEMA Size	Max HP*	Voltage	Disconnect Rating	Control Options	Catalog Number
1	10 HP	480 VAC	H Fuse Clip 30A	None-Standard-Line voltage	CR341C0X4BAA1AAF
			Mag-break-30A	Two control circuit fuses	CR340C2X4DAC1AAF
2	25 HP	480 VAC	H Fuse Clip 60A	None-Standard-Line voltage	CR341D0X4CAA1AAH
			Mag-break-50A	Two control circuit fuses	CR340D2X4EAC1AAH
3	50 HP	480 VAC	H Fuse Clip 100A	None-Standard-Line voltage	CR341E0X4DAA1AAL
			Mag-break-100A	Two control circuit fuses	CR340E2X4FAC1AAL
4	100 HP	480 VAC	H Fuse Clip 150A	None-Standard-Line voltage	CR341FOX4EAA1AAM
			Mag-break-150A	Two control circuit fuses	CR340F2X4GAC1AAM

Controls2GO Available Options - Pumping Panels

Pumping Panel Features:

- UL Listed, rugged 12/3R outdoor enclosures
- Flange-mounted weather protected NEMA type 4X H-O-A and start push button for dependable operation
- Fully service entrance rated; panel mounted grounding lug to meet service entrance requirements.
- 100KA short circuit rating available
- Tough electrocoated acrylic primer and polyester powder paint finish to provide protection in the harshest outdoor environments.



Tables represent options for potential configurations. Contact your GE Distributor to validate your selection.

Product Line	
CR340	MAG Break Combination
CR341	Fused and Non-Fused Disc Forms

NEMA Size	
Size 1, Wide	
Size 2, Wide	
Size 3, Wide	
Size 4, Wide	

Protective Device	
Standard IC Rating (Class H/J Fuse Clips) (341 only)	
Mag Break Standard IC Rating (340 only)	

Overload Type	
Class 20 NEMA Amb Comp	
No Overloads	
Class 10-20-30 Solid State	

Line Voltage		Pilot Device Options	
200/208V		HOA, Start PB (STD)	
230-240V		HOA	
460-480V		Start-Stop PB	
575-600V			

Mag Break Trip Rating (CR340 Only)			
Size			
1	2	3	4
3			
7			
15	15		
30	30	30	
	50	50	50
		100	100
			150


Fuse Clip Rating (CR341 Only)			
Size			
1	2	3	4
Disconnect Switch Less Fuse Clips			
30	30		
60	60	60	
	100	100	100
			200

Control Circuit	
None (STD)	
Sep Control 120V	
Control Circuit Fusing (CCF)	
CCF, Sep Control 120V	
CCF, Control Power Transformer (CPT)	
CCF, CPT 100VA Extra	


Options	
None (STD)	
Unwired Control Circuit	
Space Heater (Wired Through NC Contact)	
1 NO Aux (Extra)	
2 NO Aux (Extra)	
1 NC Aux (Extra)	
2 NC Aux (Extra)	
1 NO and 1 NC Aux (Extra)	
Red and Green Ind Light (Motor On and Off)	
Red Ind Light (Motor On)	
Aux Relay (2 NO, 2 NC)	

Full Load Amp			
Class 10-20-30 Electronic Overload			
Size			
1	2	3	4
0.4-0.85			
0.8-1.7			
1.6-3.4			
3.2-6.8			
6.5-13.5	6.5-13.5		
13-27	13-27		
	25-50		
		17-35	17-35
		35-70	35-70
		65-90	65-135

NOTE: Many other options are available. Refer to Pumping Panels Catalog (GEP-762F) or the Control Catalog (GEP-1260S)

 For more detailed product information visit www.geindustrial.com/GE2GO



 Authorized GE Distributors: Please refer to our new Product Configurators on EliteNet.



GE
Industrial Solutions
41 Woodford Avenue
Plainville, CT 06062
www.geindustrial.com

Information provided is subject to change without notice. Please verify all details with GE. All values are design or typical values when measured under laboratory conditions, and GE makes no warranty or guarantee, express or implied, that such performance will be obtained under end-use conditions. ©2015, General Electric Company and/or its affiliates. All rights reserved.
10.15 DEQ-222