

# Small Project Product Selection Guide

At your GE Distributor today!

- Panelboards
- Transformers
- Safety Switches
- NEMA Combo Starters
- Lighting Contactors



imagination at work

# Small Projects – Same Day

When you need to move *fast*, you need products the same day.


Get all the products you need for small projects right *now*, from your GE distributor's stock. You can't get any faster than that.

- Panelboards
- Dry Type Transformers
- Safety Switches
- NEMA Combo Starters
- Lighting Contactors

**Covering all of your project needs...*TODAY!***

Pro-Stock panelboards use modular kits that form hundreds of different panelboards, all available *now* from your distributor's stock.

A range of interiors, boxes, fronts, kits and accessories give you everything you need to assemble the right panelboard, right now.



And not just any panelboard, either, but one that that delivers:

- **Flexibility** – kits for main or subfeed breakers, main or feed-thru lugs, 200% neutrals and service entrance ratings
- **Simplicity** – one interior for top or bottom feed, main lug or main breaker
- **Choice** – either electronic trip or thermal magnetic breakers

This Selection Guide details a range of commonly used panels. For a complete listing of Pro-Stock options, see GE publication DEP-104 Pro-Stock Panelboards Selection Guide and Prices 100-600A.

## Pro-Stock\* Lighting Panelboards

# Pro-Stock\* Lighting Panelboards

AQ PANELS 3 PHASE  
240 VOLTS MAX

Choose	AQJ3182RCXANT1B4 AQJ3182RCXANT1			AQJ3182RCXANB4			AQJ3302RCXANT1B4 AQJ3302RCXANT1			AQJ3302RCXANB4			AQJ3422RCXANT1B4 AQJ3422RCXANT1			AQJ3422RCXANB4			AQJ3426RCXANT1B4 AQJ3426RCXANT1			AQJ3426RCXANT1		
<b>+</b> Amperage	225												400			600								
Circuit	18			30			42			42			42											
Bus	CU	AL	CU	CU	AL	CU	CU	AL	CU	CU	AL	CU	AL	CU	AL									
Feed-thru	Yes	No	Yes	No	Yes	No	Yes	No	Yes	No	Yes	No	Yes	No	Yes									
Box (B=Blank, 3=N3R)	AB37_	AB31_	AB43_	AB37_	AB49_	AB43_	AB76_	AB76_	AB76_	AB76_	AB76_	AB76_	AB76_	AB76_	AB76_									
Front (S=Surface, F=Flush)	AF37_	AF31_	AF43_	AF37_	AF49_	AF43_	AF76_	AF76_	AF76_	AF76_	AF76_	AF76_	AF76_	AF76_	AF76_									
<b>+</b> Main/Subfeed Kit																								
15-100A	MB613 + THQB Breaker																							
100-225A	MB233WB + SF Rating Plug Sold Separately																							
250-600A										MB334WB + SG Rating Plug Sold Separately			MB333WB + SG Rating Plug Sold Separately											
<b>+</b> Main Lug Kit																								
Standard Lugs	MLA1 (6-350 MCM)									MLA41 (2-600 MCM or (2) 1/0-250 MCM)			MLA61 (2-600 MCM or (2) 1/0-250 MCM)											
Compression Lugs	MLT1 (4-300 MCM)									MLT41 (500-750 MCM)														
<b>+</b> Ground Bars																								
TGL2 (Qty.)	2	1	2	1	2	2	1	2	2	2	2	2	2	2	2									
TGL20 (Qty.)	2	2	3	3	3	4	4	4	4	4	4	4	4	4	4									
<b>+</b> Branch Breakers	THQB																							

## AQ PANELS 1 PHASE 240 VOLTS MAX

Choose

+	<b>Amperage</b>	225	
	Circuit	42	
	Bus	CU	AL
	Feed-thru	Yes	
	Box (B=Blank, 3=N3R)	AB49_	
	Front (S=Surface, F=Flush)	AF49_	
+	<b>Main/Subfeed Kit</b>		
	15-100A	MB612 + THQB Breaker	
	100-225A	MB512 + THQD Breaker	
+	<b>Main Lug Kit</b>		
	Standard Lugs	MLA1 (6-350 MCM)	
	Compression Lugs	MLT1 (4-300 MCM)	
+	<b>Ground Bars</b>	(2) TGL2 + (4) TGL20	
+	<b>Branch Breakers</b>	THQB	

AQU1422RCWXT1B4

AQU1422RCWXT1

## AQ 240 VAC 10kAIC BRANCH CIRCUIT BREAKERS FOR USE IN AQ TYPE PANELBOARDS

Amp Rating	1-Pole	2-Pole	3-Pole
15	THQB1115	THQB2115	THQB32015
20	THQB1120	THQB2120	THQB32020
25	THQB1125	THQB2125	THQB32025
30	THQB1130	THQB2130	THQB32030
35	THQB1135	THQB2135	THQB32035
40	THQB1140	THQB2140	THQB32040
45	THQB1145	THQB2145	THQB32045
50	THQB1150	THQB2150	THQB32050
60	THQB1160	THQB2160	THQB32060
70	THQB1170	THQB2170	THQB32070
80	—	THQB2180	THQB32080
90	—	THQB2190	THQB32090
100	—	THQB21100	THQB32100

**AQ Subfeed Breakers:** To add 6 poles of subfeed breakers (125A to 225A) to a 400A or 600A AQ interior use MB516 + TQD/THQD breakers OR MB2332WB + MB233WW + SF rating plugs

# Pro-Stock\* Lighting Panelboards

# Pro-Stock\* Lighting Panelboards

AE PANELS 3 PHASE  
480 VOLTS MAX

Choose

	AEU3182RCXAXT1B4		AEU3302RCXAXT1B4		AEU3422RCXAXT1B4		AEU3422RCXAXT1		AEU3424RCXAXT1B4		AEU34246CXAXT1B4	
<b>+</b> Amperage	225						400			600		
Circuit	18	30	42									
Bus	CU				AL	CU						
Feed-thru	Yes											
Box (B=Blank, 3=N3R)	AB31_	AB37_	AB49_	AB76_								
Front (S=Surface, F=Flush)	AF31_	AF37_	AF49_	AF76_								
<b>+</b> Main/Subfeed Kit												
15-100A	MB423 + TEY Breaker											
100-225A	MB233WB (SF Breaker Included) Rating Plug Sold Separately											
250-600A							MB334WB + SG Rating Plug Sold Separately		MB332WB + SG Rating Plug Sold Separately			
<b>+</b> Main Lug Kit												
Standard Lugs	MLA1 (6-350 MCM)						MLA41 (2-600 MCM or (2) 1/0-250 MCM)		MLA61 (2-600 MCM or (2) 1/0-250 MCM)			
Compression Lugs	MLT1 (4-300 MCM)						MLT41 (500- 750 MCM)					
<b>+</b> Ground Bars	(2) TGL2 + (2) TGL20	(2) TGL2 + (3) TGL20	(2) TGL2 + (4) TGL20									
<b>+</b> Branch Breakers	TEY											

AE

480/277 VAC 14KAIC BRANCH  
CIRCUIT BREAKERS FOR USE  
IN AE TYPE PANELBOARDS

Amp Rating	1-Pole	2-Pole	3-Pole
15	TEY115	TEY215	TEY315
20	TEY120	TEY220	TEY320
30	TEY130	TEY230	TEY330
40	TEY140	TEY240	TEY340
50	TEY150	TEY250	TEY350
60	TEY160	TEY260	TEY360
70	TEY170	TEY270	TEY370
80	TEY180	TEY280	TEY380
90	TEY190	TEY290	TEY390
100	TEY1100	TEY300	TEY3100

**AE Subfeed Breakers:**


To add 6 poles of subfeed breakers (125A to 225A) to a 400A or 600A AE interior use MB2332WB + MB233WV + SF rating plugs

## AQ Main and Subfeed Breakers

Amp Rating	TQD 2-Pole 10kAIC	Rating Plugs		
		SFHA	SGHA	
		250A Frame	400A Frame	600A Frame
100	TQD22100WL	SRPF250A100	—	—
125	TQD22125WL	SRPF250A125	—	—
150	TQD22150WL	SRPF250A150	—	—
200	TQD22200WL	SRPF250A200	SRPG400A200	—
225	TQD22225WL	SRPF250A225	SRPG400A225	—
250	—	—	SRPG400A250	SRPG600A250
300	—	—	SRPG400A300	SRPG600A300
350	—	—	SRPG400A350	SRPG600A350
400	—	—	SRPG400A400	SRPG600A400
500	—	—	—	SRPG600A500
600	—	—	—	SRPG600A600

## AE Main and Subfeed Breakers with TED

Amp Rating	3-Pole		
	18kAIC	22kAIC	30kAIC
100	TED134110WL	THED134110WL	MB233WB
125	TED134125WL	THED134125WL	MB233WB
150	TED134150WL	THED134150WL	MB233WB
175	—	—	MB233WB
200	—	—	MB233WB
225	—	—	MB233WB
250	—	—	TJJ436250L3
300	—	—	TJJ436300L3
350	—	—	TJJ436350L3
400	—	—	TJJ436400L3



**Pro-Stock\* Lighting Panelboards**

# Main Lug Kits

## Main Lug Kits and Accessories

Lug kits for main lug and/or feed-thru applications.

- All lugs are suitable for interiors with either copper or aluminum bus.



Lug Type	Amp Rating	Standard		Oversized		200% Neutral
		Catalog Number	Wire Range	Catalog Number	Wire Range	Catalog Number
Pressure	225	MLA1	6-350 MCM	MLA2	2-600 MCM or (2) 1/0-250 MCM	NKA
	400	MLA41	2-600 MCM or (2) 1/0-250 MCM	MLA62	3/0-800 MCM	NKA <sup>②</sup>
	600	MLA61	(2) 2/0-500 MCM	MLA62	3/0-800 MCM	—
Copper	225	MLR1	4-450 MCM	MLR2	1-600 MCM	NKR
	400	MLR41	1-600 MCM	MLR61	(2) 2/0-500 MCM	NKR4
	600	MLR61	(2) 2/0-500 MCM	—	—	—
Compression	225	MLT1	2/0-300 MCM	MLT2	2/0-500 MCM	NKT
	400	MLT42	250-600 MCM	MLT41	500-750 MCM <sup>①</sup>	NKT4
Dual	225	MLA2	2-600 MCM or (2) 1/0-250 MCM	—	—	—
Main	400	MLA61	(2) 2/0-500 MCM	—	—	—

① 500 MCM Cu, 750 MCM Al

② For 200% neutral feed-thru, order NKA4FT



## Bonding Strap Kits

Service Entrance <sup>①</sup>	
Amp Rating	Catalog Number
225A	BNDKT
400A	BNDKT6
600A	BNDKT6

① Service entrance kit includes a bonding strap with hardware and a service entrance label.

## ProCare Kit

ProCare kits for Pro-Stock panelboard installation and maintenance.

ProCare Kit	Catalog Number
(5) filler plate hardware kits (9) bus stud nuts (5) MLA1 filler plates (2) 225A phase barriers (2) feed-thru barriers (1) 400/600A phase barrier (50) directory cards/rating books (50) circuit number strips (1-48) (50) circuit number strips (43-84) (5) standard locks & keys (50) deadfront screws (10) AQ/AE front hardware kits (10) AD front hardware kits (50) service disconnect labels (50) main labels	PROCARE

# Transformers

All GE transformers 15kVA or larger meet DOE-2016 Efficiency Standard – and they meet GE standards for quality in design, manufacturing and testing. They're also the quietest GE has ever built.

**Three Phase, 60 Hz, DOE-2016 Efficiency Standard  
480V Primary, 208Y/120V Secondary  
150C Rise, UL Listed**

kVA	Catalog Number	
	Aluminum	Copper
15	9T10A1001	9T10C1001
30	9T10A1002	9T10C1002
45	9T10A1003	9T10C1003
75	9T10A1004	9T10C1004
112.5	9T10A1005	9T10C1005
150	9T10A1006	9T10C1006
225	9T10A1007	9T10C1007
300	9T10A1008	9T10C1008
500	9T10A1009	9T10C1009

For electrostatic shield, add G03 to end of the catalog number.

For 115°C rise, add G31 to the end of the catalog number.

For 80°C rise, add G61 to the end of the catalog number.



Single Phase, 60 Hz, DOE-2016 Efficiency Standard  
240 x 480V Primary, 120/240V Secondary  
150C Rise, UL Listed

kVA	Catalog Number	
	Aluminum	Copper
15	9T83B2670	9T83C2570
25	9T83B2671	9T83C2571
37.5	9T83B2672	9T83C2572
50	9T83B2673	9T83C2573
75	9T83B2674	9T83C2574
100	9T83B2675	9T83C2575
167	9T83B2676	9T83C2576
250	9T83B2677	—

For electrostatic shield, add G03 to end of the catalog number.

For 115°C rise, add G15 to the end of the catalog number.

For 80°C rise, add G80 to the end of the catalog number.



# Transformers

# Transformers

## Buck-Boost

Enclosed and Encapsulated

Single-Phase, 60 Hz

120/240V Primary, 12/24V Secondary,

150C Rise, NEMA 3R, UL / cUL Listed

kVA	Catalog Number
0.05	9T51B0102
0.075	9T51B0103
0.1	9T51B0104
0.15	9T51B0105
0.25	9T51B0107
0.5	9T51B0108
0.75	9T51B0109
1	9T51B0110
1.5	9T51B0111
2	9T51B0112
3	9T51B0113



## General Purpose

Enclosed and Encapsulated

Single-Phase, NEMA 3R

240 x 480V Primary, 120/240V Secondary,

150C Rise, NEMA 3R, UL / cUL Listed

kVA	Catalog Number
0.25	9T51B0007
0.5	9T51B0008
0.75	9T51B0009
1	9T51B0010
1.5	9T51B0011
2	9T51B0012
3	9T51B0013
5	9T21B1004G02
7.5	9T21B1005G02
10	9T21B1006G02
15	9T21B9103
25	9T21B9104



## Control Power

Open Core & Coil, Terminal Board Connection

Single Phase, 60 Hz

220 x 440, 230 x 460, 230 x 480 Volts Primary

110, 115, 120 Volts Secondary

0.15 kVA and below: 55C Rise

0.2 kVA and above: 115C Rise

UL / cUL, CE Listed

kVA	Catalog Number
0.05	9T58K0042
0.075	9T58K0043
0.1	9T58K0044
0.15	9T58K0045
0.2	9T58K0046
0.25	9T58K0047
0.3	9T58K0048
0.375	9T58K0049
0.5	9T58K0050
0.75	9T58K0051
1	9T58K0052
1.5	9T58K0053
2	9T58K0054
3	9T58K0055





# Transformers


# Safety Switches

GE makes a comprehensive line of high-quality, reliable safety switches.

- Wide, unobstructed gutters and removable interiors make wire pulling quick and easy
- Positive three-point mounting speeds installation, simplifies ganging in close quarters
- Direct-drive, quick-make, quick-break mechanisms provide long life and positive ON/OFF indication

## General Duty

	Ampere Rating	Catalog Number		Horsepower Rating			
		NEMA Type 1 Indoor	NEMA Type 3R Outdoor	Single Phase 240 Vac		Three Phase 240 Vac	
				Standard Fuse	Time Delay Fuse	Standard Fuse	Time Delay Fuse
<b>Fusible / 2 Pole / 240V / 50/60Hz</b>							
2 pole, 3-wire 	30	TG3221	TG3221R	1 1/2	3	—	—
	60	TG3222	TG3222R	3	10	—	—
	100	TG3223	TG3223R	7 1/2	15	—	—
	200	TG3224	TG3224R	15	15	—	—
<b>Fusible / 3 Pole / 240V / 50/60Hz</b>							
3 pole, 4-wire 	30	TG4321	TG4321R	1 1/2	3	3	7 1/2
	60	TG4322	TG4322R	3	10	7 1/2	15
	100	TG4323	TG4323R	7 1/2	15	15	30
	200	TG4324	TG4324R	15	15	25	50

	Ampere Rating	Catalog Number		Horsepower Rating	
		NEMA Type 1 Indoor	NEMA Type 3R Outdoor	Single Phase 240 Vac	Three Phase 240 Vac
				Standard	Standard
<b>Non-Fusible / 3 Pole / 240V / 50/60Hz</b>					
3 pole, 3-wire 	30	TGN3321	TGN3321R	3	7 1/2
	60	TGN3322	TGN3322R	10	15
	100	TGN3323	TGN3323R	15	30
	200	TGN3324	TGN3324R	15	50

Our over center latches provide a secure seal and can accommodate locks for added protection.






All of our 200A General Duty and Heavy Duty safety switches feature a side swing closure for ease of installation and field maintenance.



## Safety Switches


# Safety Switches

## Heavy Duty

	Ampere Rating	Catalog Number		Horsepower Rating							
		NEMA Type 1 Indoor	NEMA Type 3R Outdoor	Single Phase 240 Vac				Three Phase 240 Vac			
				Standard Fuse		Time Delay Fuse		Standard Fuse		Time Delay Fuse	
<b>Fusible / 2 Pole / 240V / 50/60Hz</b>											
2 pole, 3-wire 	30	TH3221	TH3221R	1 1/2		3		—		—	
	60	TH3222	TH3222R	3		10		—		—	
	100	TH3223	TH3223R	7 1/2		15		—		—	
	200	TH3224	TH3224R	15		—		—		—	
<b>Fusible / 3 Pole / 240V / 50/60Hz</b>											
3 pole, 4-wire 	30	TH4321	TH4321R	1 1/2		3		3		7 1/2	
	60	TH4322	TH4322R	3		10		7 1/2		15	
	100	TH4323	TH4323R	7 1/2		15		15		30	
	200	TH4324	TH4324R	15		—		25		60	
	Ampere Rating	Catalog Number		Horsepower Rating							
		NEMA Type 1 Indoor	NEMA Type 3R Outdoor	Single Phase				Three Phase			
				Standard Fuse		Time Delay Fuse		Standard Fuse		Time Delay Fuse	
<b>Fusible / 3 Pole / 480V, 600V / 50/60Hz</b>											
3 pole, 3-wire 	30	TH3361	TH3361R	3	3	7 1/2	10	5	7 1/2	15	20
	60	TH3362	TH3362R	5	10	20	25	15	15	30	50
	100	TH3363	TH3363R	10	15	30	40	25	30	60	75
	200	TH3364	TH3364R	25	30	50	50	50	60	125	150



## Heavy Duty

	Ampere Rating	Catalog Number		Horsepower Rating			
		NEMA Type 1 Indoor	NEMA Type 3R Outdoor	Single Phase		Three Phase	
				Standard		Standard	
				480V	600V	480V	600V
<b>Non-Fusible / 3 Pole / 480V, 600V / 50/60Hz</b>							
3 pole, 3-wire 	30	THN3361 <sup>①</sup>	THN3361R	7 1/2	10	20	30
	60	THN3362	THN3362R	20	25	50	60
	100	THN3363	THN3363R	30	40	75	100
	200	THN3364	THN3364R	50	50	125	150

① Available in 240V, compact enclosure. Order THN3321.

## Aluminum Hubs for Outdoor Type 3R Safety Switches

Nominal Conduit Diameter (in)	Catalog Number	Standard Package Size
1	TC100	10
1 1/4	TC125	
1 1/2	TC150	
2	TC200	
2 1/2	TC250	

## Neutral Kit Insulated, Groundable and Bondable

Ampere Rating	Use with Type	Enclosure(s)	Fusible	Catalog Number
30A	TG & TH	NEMA 1 & 3R	Yes	TNI62
60A	TG & TH	NEMA 1 & 3R	Yes	TNIA62
			No	TNI62
100A	TG & TH	NEMA 1 & 3R	Yes	TNIA63
			No	TNI63
200A	TH	NEMA 1 & 3R	Either	TNIA64

We have many Safety Switches to fit your applications: Heavy Duty Stainless Steel, Double Throw, Mill Duty and Emergency Power Switches. See publication **DET-845** for details.



# Safety Switches

# NEMA Combo Starters

GE 300-Line starters combine contemporary design with proven performance plus:

- Easy to inspect contacts
- Easy to change contacts
- Easy to change coils



## NEMA Combination Starters

### Basic Configurations

Separate Control – 115-120V, 1NC thermal overload relay

NEMA Type	NEMA Size	Catalog Number			
		Disconnect Switch	Thermal-Mag CB	Mag Break CB	Accessories
1	1	CR308CT041A1AAAAA	CR307CT04TE1AAAAA	CR387CT04MC1AAAAA	None
		CR308CT941A1AALJA	CR307CT94TE1AALJA	CR387CT94MC1AALJA	CPT, HOA, Red Light
	2	CR308DT041A1AAAAA	CR307DT04TG1AAAAA	CR387DT04MF1AAAAA	None
		CR308DT941A1AALJA	CR307DT94TG1AALJA	CR387DT94MF1AALJA	CPT, HOA, Red Light
	3	CR408E1041A1AAAAA	CR407E104TL1AAAAA	CR487E104MH1AAAAA	None
		CR408E1941A1AALJA	CR407E194TL1AALJA	CR487E194MH1AALJA	CPT, HOA, Red Light
	4	CR408F1041A1AAAAA	CR407F104TQ1AAAAA	CR487F104MN1AAAAA	None
		CR408F1941A1AALJA	CR407F194TQ1AALJA	CR487F194MN1AALJA	CPT, HOA, Red Light

For additional information on Starters, visit our website:


[www.geindustrial.com/products/starters/300400-line-full-voltage-starters](http://www.geindustrial.com/products/starters/300400-line-full-voltage-starters)

# NEMA Combo Starters

# Lighting Contactors

All CR460 Series lighting contactors deliver unprecedented versatility in application, simplicity in configuration and performance in operation.

- Power poles latch easily onto the base, designating them as NO or NC is a simple matter of left or right positioning, and poles may be added at any time
- 2-12 power poles
- 30 amp rating
- Snap-in auxiliary contacts



## 1. Choose Basic Contactor

Description	Catalog Number
Base with 1NO-1NC	CR463L11A*A
Base with 2NO	CR463L20A*A

*Coil Voltage* – Replace \* in base catalog number with appropriate coil digit from the table below.

	Coil Voltage		Coil Digit
	AC, 60 Hz	AC, 50 Hz	
Suitable for electrically or mechanically held contactors	24V	20V	C
	28V	24V	D
	115-120V	110V	J
	200-208V	—	L
	230-240V	220V	S
	277V	240V	N
Suitable for electrically held contactors. CPT required if used with mechanically held contactors	347V	—	T
	460-480V	440V	U
	575-600V	550V	Y

## Lighting Contactors

# Lighting Contactors

## 2. Select Power Poles

Power Poles	Catalog Number
Single Pole	CR460XP31
Double Pole	CR460XP32

Packaged individually and overpacked in multiples of 5.


## 3. Select Conversion Kit (for Mechanically Held Contactors Only)

Coil Volts	Control	Control Volts	Catalog Number
24-277Vac	2-wire	24 Vac	CR460XMB
		110-120 Vac	CR460XMC
		200-277 Vac	CR460XMD
		12-28 Vdc	CR460XME
	3-wire	24 Vac	CR460XMM
		110-120 Vac	CR460XMN
		200-277 Vac	CR460XMP
		12-28 Vdc	CR460XMR



## 4. Do You Need Auxiliary Contacts?

Aux. Block	Catalog Number
Single Pole	CR460XB1
Double Pole	CR460XB2



## 5. Do You Need an Enclosure?

Enclosure Type	With no CPT or pilot device	With provision for CPT and/or pilot device
	Catalog Number	Catalog Number
1	CR460XE1B	CR460XE1D
Type 1, Flush Mount	CR460XE8B	—
12/3R	CR460XE2B	CR460XE2D
4	—	CR460XE4D

# Lighting Contactors

## 6. Do You Need Pilot Devices or Pilot Lights?

### Pilot Devices

Pilot Device	Application				Catalog Number
	Electrically Held		Mechanically Held		
	Without Interlock Aux.	With Interlock Aux.	2-wire Control Module	3-wire Control Module	
ON/OFF Push Button (Momentary)	—	X		X	CR460XP1
ON/OFF or OFF/AUTO Selector Switch (Maintained)	X	—	X	X	CR460XP2
ON/OFF Selector Switch, Spring Return to Center		X		X	CR460XP3
H-O-A or ON/OFF/AUTO Selector Switch	X	—	X	—	CR460XP4
H-O-A or ON/OFF/AUTO Keyed Selector Switch (Removal All Positions)	X	—	X	—	CR460XP5



## Pilot Lights

Pilot light kits come with interchangeable red and green lenses.

Pilot lights may require auxiliary contacts.

Type	Nameplate	Catalog Number
Standard	ON or OFF	CR460XLB*
Push-to-Test	ON or OFF	CR460XLD*



## Pilot Light Voltage

Replace \* in pilot light catalog number with appropriate voltage digit from the table below.

Voltage	Digit
24 Vac/dc	C
120 Vac	J
208 Vac	L
240 Vac	S
277 Vac	N
347 Vac	T
480 Vac	U
600 Vac	Y

# Lighting Contactors

## 7. Do You Need Fuses or CPTs?

Contactor Type	Kit		Catalog Number
Without CPT	Control Circuit Fuses Kit		CR460XF
With 100VA CPT (includes 2 primary and 1 secondary fuse)	CPT Primary Volts (60Hz)	CPT Secondary Volts	
	208	120 V	CR460XTB
	220-240		CR460XTC
	277		CR460XTD
	440-480*		CR460XTE
	600		CR460XTF
	120	240V	CR460XTL
	208		CR460XTM
	220-240		CR460XTN
	277		CR460XTP
	440-480*		CR460XTR
	600		CR460XTS

\*May be connected in the field for 440-480 volts, but will require two 0.5 amp primary fuses.





## Imagination at work

GE  
41 Woodford Avenue  
Plainville, CT 06062  
[www.geindustrial.com](http://www.geindustrial.com)

\* Indicates a trademark of the General Electric Company and/or its subsidiaries.

Information provided is subject to change without notice. Please verify all details with GE. All values are design or typical values when measured under laboratory conditions, and GE makes no warranty or guarantee, express or implied, that such performance will be obtained under end-use conditions.

DET-651B (10/15)