



INSTALLATION INSTRUCTIONS

AUXILIARY SWITCH

FOR TYPES THKS, THKSS, TKR*, THKR*

*WITH GROUND FAULT

NOTE: U/L listing is voided when the circuit breaker is modified to add an accessory. The U/L label must be destroyed.

AUXILIARY SWITCH — GENERAL

Provides remote indication of circuit breaker main contact position — OPEN or CLOSED.

ELECTRICAL DATA

Switch Contacts	Voltage Rating	No. of Switches	Catalog Number
<p>Breaker ON</p>	6 Ampere-240Vac	1	TKSAS2AB1
	½ Ampere-125Vac	2	TKSAS2AB2
	¼ Ampere-250Vac	3	TKSAS2AB3
		4	TKSAS2AB4
<p>Breaker OFF or TRIPPED</p>	+6 Ampere-600Vac	1	TKSAS6AB1
	½ Ampere-125Vac	2	TKSAS6AB2
	¼ Ampere-250Vac	3	TKSAS6AB3
		4	TKSAS6AB4

*Formerly Green

+ Not U/L Listed

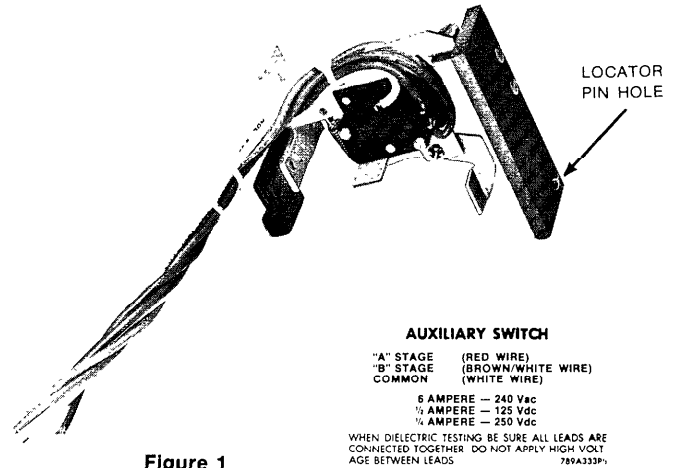


Figure 1

INSTALLATION

WARNING: The Circuit Breaker must be completely de-energized and disconnected from the circuit when accessories are installed.

1. Place the breaker in a TRIPPED position (handle at midpoint) by depressing the trip button.
2. Remove (6) breaker cover mounting screws (2 screws accessible under load lug cover) and load lug cover. Remove shutter (Figure 2).

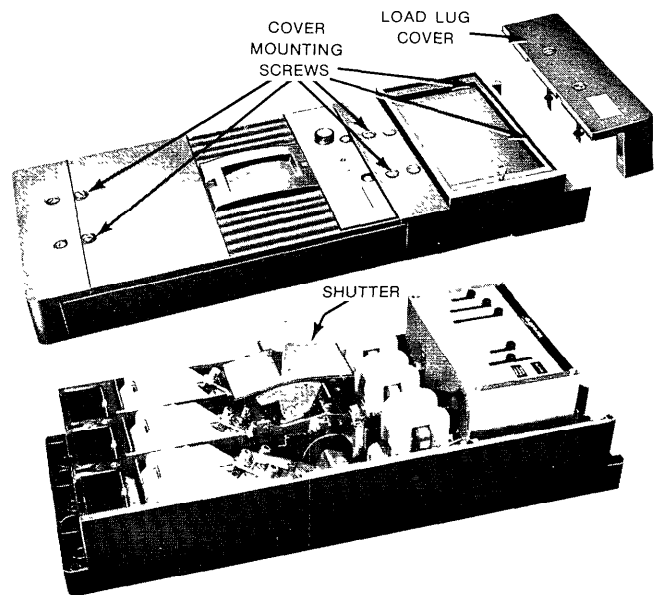


Figure 2

(Continued on Reverse Side)

3. Note position of locator pin, notches and cross bar. (Figure 3)
4. Install accessory as shown using locating notches for positioning. Insure that actuator lever is positioned behind cross bar and locator pin engages hole. (Figure 4)
5. Slot cover for lead exit as shown and affix label (Figure 5)
6. Replace shutter and breaker cover, taking care that strain relief ties are placed one on each side of cover slot.
7. Circuit continuity check

Check continuity of auxiliary switch with breaker in the ON, OFF, and TRIPPED positions.


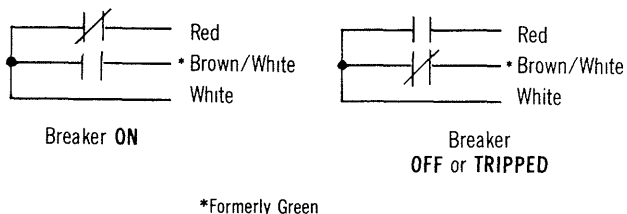


Figure 3




Figure 4

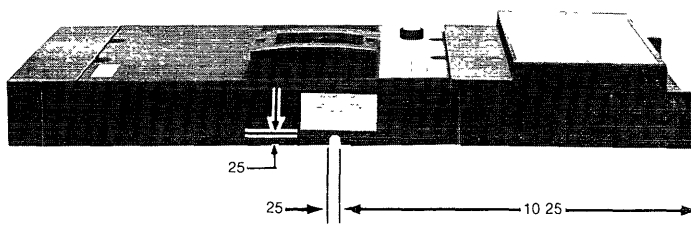


Figure 5

These instructions do not purport to cover all details or variations in equipment nor to provide for every possible contingency to be met in connection with installation, operation or maintenance. Should further information be desired or should particular problems arise which are not covered sufficiently for the purchaser's purposes, the matter should be referred to the General Electric Company.