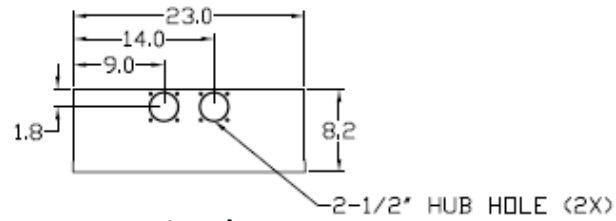


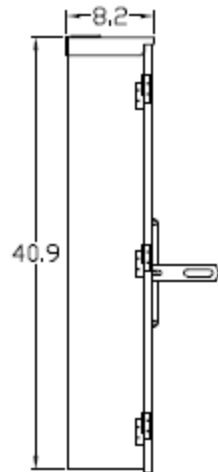
Top View



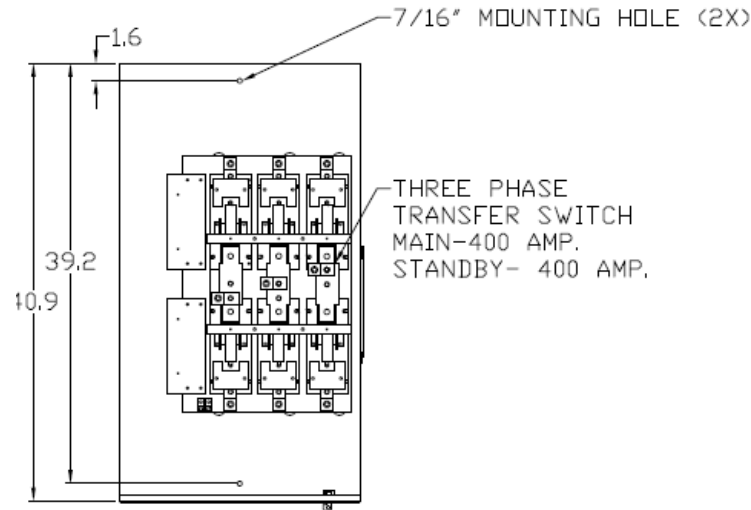
Notes

- USE TWO #1/0-250 MCM CU/AL WIRES PER LUG FOR 400 AMP SWITCH
- EQUIP. GRD.-#14-1/0 CU/AL

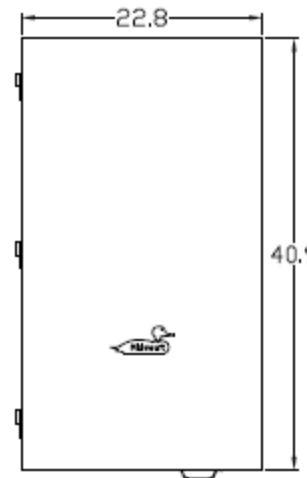
Left Side View



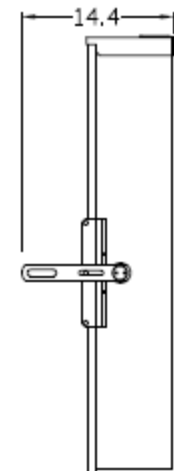
Front View Internal



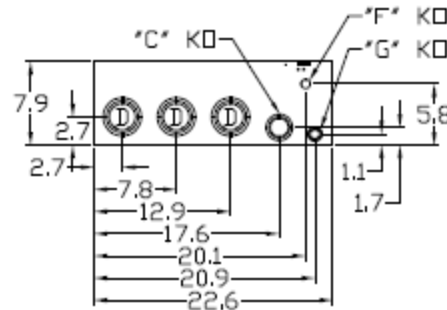
Front View External



Right Side View



Bottom View



Wire Range

- (1) # 2-600 MCM (CU/AL) or
- (2) 1/0-250 MCM (CU/AL)

Knockouts

- F= 1/2" KO
- G= 1/2", 3/4", 1" KO
- C= 1-1/4", 1-1/2", 2" KO
- D= 2", 2-1/2", 3" KO



MIDWEST HD TRANSFER SWITCH 3P 10K 400A MAIN
400A STANDBY 3PH 240V N3R G90 STEEL ENCL

CAT NO	DWG DATE	REV #
GS3404B01UL	03/23/2017	01