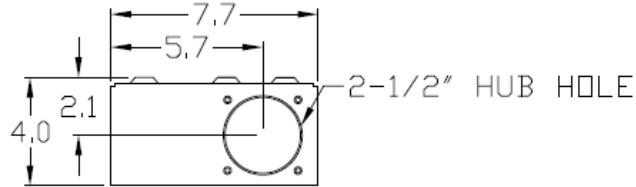


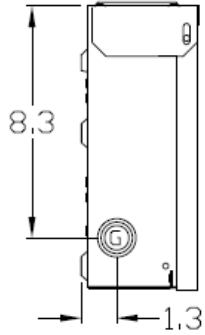
Top View



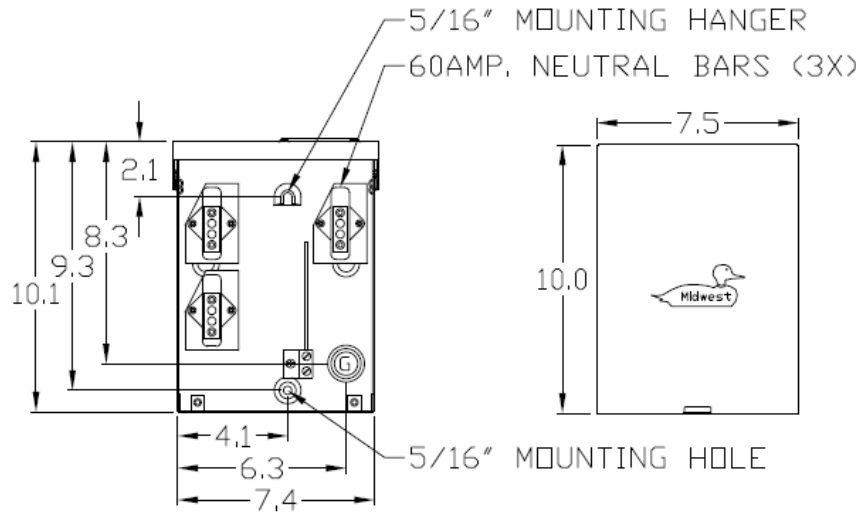
Knockouts

F= 1/2" K□
G= 1/2", 3/4", 1" K□
V= 3/4", 1", 1-1/4", 1-1/2" K□

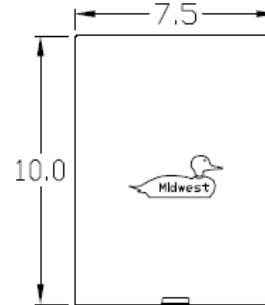
Left Side View



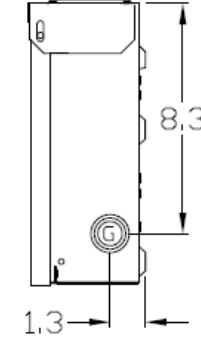
Front View Interior



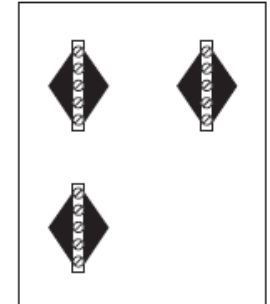
Front View External Covers



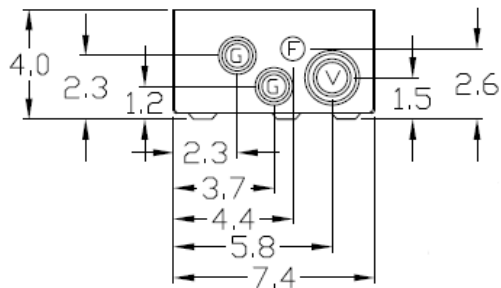
Right Side View



Configuration



Bottom View



Wire Range Size

CONNECTOR	COPPER		ALUMINUM	
	SOLID	STRAND	SOLID	STRAND
LINE-462 NEUTRAL	14-8	14-4	12-8	12-4
LOAD-462 NEUTRAL	14-8	14-4	12-8	12-4
NEUTRAL-462 NEUTRAL	14-8	14-4	12-8	12-4
EQUIP. GRD.-GL3	12-8	12-2	12-8	12-2

MIDWEST TERMINAL BOX 60A 1PH UL LISTED 240V MAX
N1/N3R G90 STEEL ENCLOSURE

CAT NO	DWG DATE	REV #
T1206	03/29/2017	01